




Theses and Dissertations

1976

Formal Reporting Systems of The Church of Jesus Christ of Latter-Day Saints, 1830-1975

Dennis H. Smith
Brigham Young University - Provo

Follow this and additional works at: <https://scholarsarchive.byu.edu/etd>

 Part of the [History of Religion Commons](#), [Mormon Studies Commons](#), and the [Public Affairs, Public Policy and Public Administration Commons](#)

BYU ScholarsArchive Citation

Smith, Dennis H., "Formal Reporting Systems of The Church of Jesus Christ of Latter-Day Saints, 1830-1975" (1976). *Theses and Dissertations*. 5121.
<https://scholarsarchive.byu.edu/etd/5121>

This Thesis is brought to you for free and open access by BYU ScholarsArchive. It has been accepted for inclusion in Theses and Dissertations by an authorized administrator of BYU ScholarsArchive. For more information, please contact scholarsarchive@byu.edu, ellen_amatangelo@byu.edu.

200.2
Sm 54
1976

FORMAL REPORTING SYSTEMS OF THE CHURCH OF JESUS
CHRIST OF LATTER-DAY SAINTS, 1830-1975

A Thesis

Presented to the

Department of Church History and Doctrine

Brigham Young University

In Partial Fulfillment

of the Requirements for the Degree

Master of Arts

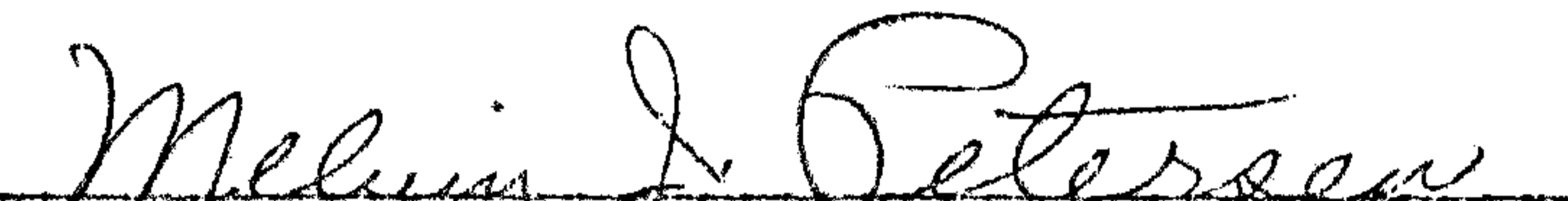
by

Dennis H. Smith

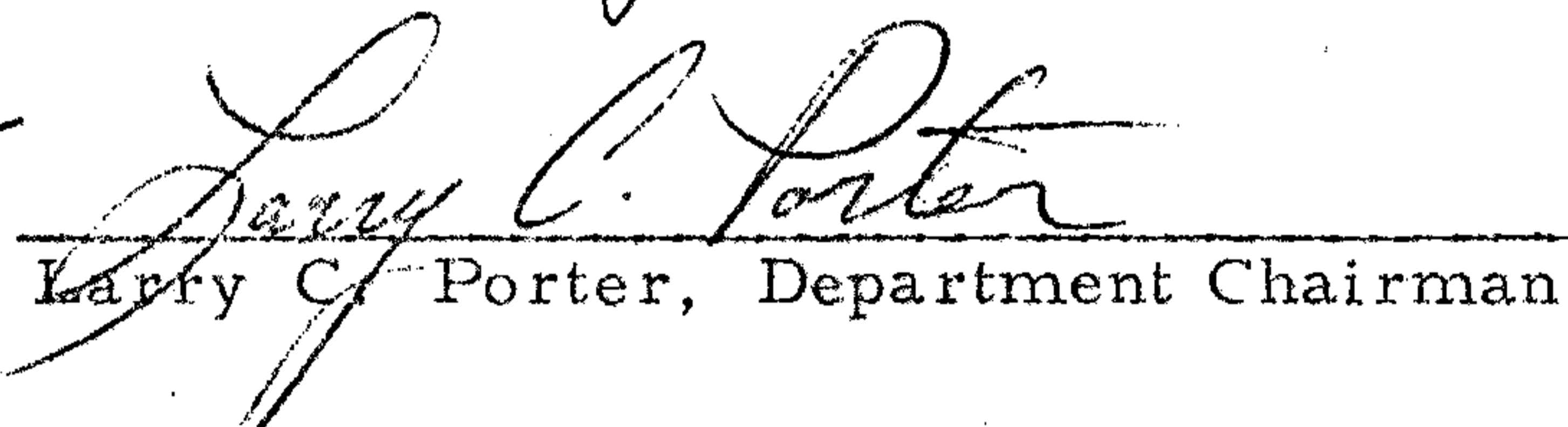
April 1976

This thesis, by Dennis H. Smith, is accepted in its present form by the Department of Church History and Doctrine of Brigham Young University as satisfying the thesis requirements for the degree of Master of Arts.


Richard O. Cowan, Committee Chairman


Melvin J. Petersen, Committee Member

August 26, 1975
Date


Larry C. Porter, Department Chairman

ACKNOWLEDGMENTS

There are many people who deserve an expression of appreciation for their supportive help in the writing of this thesis.

Dr. Richard O. Cowan, my Committee Chairman, more than anyone I know exemplifies the Master's teaching of going the extra mile. Words are not adequate to express my sincere appreciation for his advice, patience and encouragement and the countless hours he spent helping me to edit this thesis.

My thanks is extended to Dr. Melvin J. Petersen, minor committee member, and Dr. Larry C. Porter, major department chairman, who made valuable suggestions which rendered the thesis acceptable.

Gratitude is expressed to Earl Olson for suggesting this project and to David Mayfield, Ron Watt, Gladys Noyce, Pat Knecht, Beverly Berg, Duffy Fenn and Linda Haslam of the Church Historical Department for the hours of helpful assistance.

Appreciation is also extended to LaVoy Hill for her many suggestions on the difficult format and for typing the thesis.

To my Mom and Dad a special thanks for all their love and encouragement all my life. My Father's death in 1974 prevented him from seeing the completion of this work, a dream we had

long shared together. To him and Mom this work is affectionately dedicated.

Finally, to my wife and sweetheart, Sue, goes my love and appreciation for her constant support. To her, for sacrificing so much time and companionship, this thesis and any good derived from it is also affectionately dedicated.

TABLE OF CONTENTS

	Page
ACKNOWLEDGMENTS	iii
Chapter	
1. INTRODUCTION	1
SIGNIFICANCE OF THIS STUDY	1
SCOPE AND DELIMITATIONS	2
METHODS OF PROCEDURE AND SOURCES USED	3
2. SCRIPTURAL EVIDENCE ON THE DOCTRINE OF RECORD KEEPING	5
ANCIENT SCRIPTURAL RECORDS	6
Records Kept from the Beginning	6
The Purpose for Keeping These Records	9
MODERN SCRIPTURAL RECORDS	10
Records Kept from the Beginning of This Dispensation	10
The Purpose for Keeping These Records	11
CONCLUSION	13
3. STATISTICAL REPORTS	14
STAKE QUARTERLY REPORTS, 1852-1903	14
1852-1864	14
1865-1876	16
1877-1903	16

Chapter	Page
FORM J—ANNUAL FINANCIAL AND STATISTICAL REPORTS 1904-1938	17
Comparative Totals	18
Miscellaneous Totals	23
MISSION ANNUAL REPORT 1910-1951	29
STATISTICAL REPORT WITH FORM E, 1914-1972	29
STAKE AND WARD QUARTERLY REPORTS 1919-1938	32
MONTHLY STATISTICAL REPORT 1939-1961	33
MONTHLY WARD STATISTICAL REPORT, 1964	34
QUARTERLY CONFIDENTIAL REPORT OF STAKES, 1964	35
QUARTERLY STAKE ACTIVITY REPORT 1965-1967	36
MONTHLY STAKE STATISTICAL SUMMARY 1965-1967	37
CONCLUSION	37
4. CHURCH MEMBERSHIP RECORDS AND REPORTS	38
OFFICIAL RECORDS OF MEMBERS	38
Informal Records, 1830-1877	38
Membership Record Books, 1877-1940	40
Loose-leaf System, 1941-1973	44
Computerized System, 1973-	46

Chapter	Page
FORM E	47
CONCLUSION	51
5. PRIESTHOOD REPORTS	52
Form J, Annual Statistical Report, 1910-1938	53
Monthly Statistical Report, 1939-1961	55
MELCHIZEDEK PRIESTHOOD	56
Seventies Quorum Reports, 1895-1914	56
Form M, Annual Report, 1914-1943	57
Quarterly (Monthly) Reports, 1942-1963	59
Confidential Annual Reports, 1944-1964	63
AARONIC PRIESTHOOD	65
Annual Report of the Aaronic Priesthood, 1903-1909	65
Form J, Annual Statistical Report, 1910-1938	66
Stake and Ward Quarterly Reports, 1923-1938	66
Stake Monthly Reports for Aaronic Priesthood Youth, 1941-1967	66
Stake Monthly Report—Senior Members of Aaronic Priesthood, 1944-1967	67
SUMMARY	67
6. AUXILIARY REPORTS	69
RELIEF SOCIETY	70

Chapter	Page
Statistical and Financial Report, 1880-1881	70
Annual Report, 1914-1973	71
SUNDAY SCHOOL	76
Annual Reports, 1872-1958	77
Monthly Reports, 1959-1964	78
Mission Reports, 1961-1966	79
YOUNG WOMEN'S MUTUAL IMPROVEMENT ASSOCIATION	80
Annual Report, 1907-1967	81
Stake Report of Girls, 1960-1967	87
YOUNG MEN'S MUTUAL IMPROVEMENT ASSOCIATION	87
PRIMARY	88
CONCLUSION	92
7. CORRELATED REPORTS	93
ELEVEN PAGE REPORT, 1967-1972	94
Statistical	95
Fast Offering-Welfare Statistics	98
Home Teaching	99
Melchizedek Priesthood	100
Aaronic Priesthood—Youth	102
Aaronic Priesthood—Adult	103
Primary	104

Chapter	Page
Relief Society	105
Sunday School	107
YMMIA	108
YWMLA	109
THREE-PAGE REPORT, 1973-	111
General	113
Adult	114
Youth	116
Child	117
CONCLUSION	117
8. SUMMARY	119
1877-latter Nineteenth Century	119
Early Twentieth Century	122
Mid-twentieth Century	123
Later-twentieth Century	124
FINDINGS	126
CONCLUSIONS	127
USEFUL STATISTICS	127
RECOMMENDATIONS FOR FUTURE STUDY	128
BIBLIOGRAPHY	131
APPENDIXES	
A. ARTICLE BY DELBERT L. STAPELY	136

	Page
B. ARTICLE IN <u>THE IMPROVEMENT ERA</u>	143
C. ADDRESS BY BOYD K. PACKER	150
D. CHART: USEFUL STATISTICS	154
E. STATISTICAL REPORTS	157
F. MEMBERSHIP RECORDS AND REPORTS	170
G. PRIESTHOOD REPORTS	179
H. AUXILIARY REPORTS	190
I. CORRELATED REPORTS	206

Chapter 1

INTRODUCTION

SIGNIFICANCE OF THIS STUDY

Since the earliest days of its existence The Church of Jesus Christ of Latter-day Saints has kept records of its members and their Church activity. A loose system of minutes and oral reports in 1830 has evolved into a very sophisticated system of record keeping today. From all over the world reports are sent to Church headquarters where they are compiled and analyzed.

This thesis will be a history of formal reports from stakes and missions relative to membership and vital data as well as activity in Priesthood and auxiliary organizations.

The writer became interested in the subject upon hearing about the recommendation of Earl E. Olson, Church Archivist, for such a project. The writer has received not only encouragement by the Church Historical Department, but enthusiastic cooperation. David Mayfield, a member of the Church library staff, has suggested a further study in the area of Church reports. This would include making a master file, year by year, of every report form the Church has ever used.

This interest in reports, although not new, had been rekindled because of the increased emphasis placed on individual activity in the Church in the past decade. Reports are described as ". . . alive and vibrant,"¹ because they measure the living pulse of today's activities. They are a reflection of the quality and quantity of Church participation. They provide valuable feedback to Church officials and in retrospect reveal long-range trends.

SCOPE AND DELIMITATIONS

The earliest reports of activity and enrollment in Church programs were given in the ward and stake histories or in personal correspondence between local leaders and Church headquarters. This study is limited to information contained on printed forms that are available in the Church Historical Department and were used Church-wide. Time did not allow the author to look at every one of the hundreds of thousands of reports on file in the Church Archives; this thesis is based on only a sample of each form, usually every fifth year. Financial reports of organizations and separate individuals, personal confidential matters and minutes of meetings will not be included.

¹Delbert L. Stapley, "How to Use Records and Reports," The Improvement Era, LXXII (August, 1969), 16-18. (See Appendix A for complete text.)

The thesis will emphasize membership reports as well as Priesthood and auxiliary activity reports. It will analyze the type of information called for rather than the statistical figures themselves.

METHODS OF PROCEDURE AND SOURCES USED

The importance of record keeping as revealed in Holy Writ will first be considered, as a foundation for the future chapters. Then a systematic analysis of Statistical, Membership, Priesthood, Auxiliary and Correlated reports will follow. The reports for each chapter or section will be arranged in chronological order with emphasis on the major reports.

The thesis analyzes information sent in by wards (large local congregations) and stakes (dioceselike ecclesiastical units composed of several wards). Similar reports from branches (smaller local congregations) and missions (administrative units in areas of more limited and scattered population) were examined by the author and found to be almost identical.

Most of the reports in the thesis used the same reporting channel. The ward (branch) clerk or secretary compiled the information from his unit at the end of the reporting period. He then forwarded it to his counterpart at the stake (mission) level. When the Stake Clerk had received and compiled all the data from

the units in his stake, he then sent his compilation and the ward reports to the proper Priesthood or auxiliary agency on the General Church level. These general agencies would then examine and analyze the data. By comparing the information with previous years, they could determine significant church trends.

The primary sources which have been studied in this research are the official reports of the Church located in the Archives of the Church Historical Department and auxiliary offices.

Board minutes, personal interviews and some secondary sources provide important background information.

Chapter 2

SCRIPTURAL EVIDENCE ON THE DOCTRINE OF RECORD KEEPING

From the earliest days of its existence, The Church of Jesus Christ of Latter-day Saints has called secretaries, historians, clerks and recorders to serve in all its stakes, wards, missions and branches. These people have written and compiled numerous records. In the past century and a half the Church has accumulated one of the largest religious manuscript libraries in existence.¹ It has tried to maintain accurate and complete records of events involving the entire organization and events involving each individual member. Today the Church has one of the most sophisticated and organized systems of record-keeping and reporting of any similar organization in the world.

The question arises, Why are the Latter-day Saints such a "record-keeping people?"

The purpose of this chapter is to answer that question using the revealed word of God as found in the Holy Scriptures.

¹"Importance of Records and Record Keeping in the Church of Jesus Christ," The Improvement Era, LIX (January, 1956), 49. (See Appendix B.)

ANCIENT SCRIPTURAL RECORDS

Records Kept from the
Beginning

From the beginning the scriptures have emphasized the need for record-keeping. In the days of Adam and his immediate posterity ". . . a book of remembrance was kept, in the which was recorded . . . a genealogy . . . of the Children of God. And this was in the book of the generation of Adam."²

The above scripture indicates that Adam and his immediate posterity kept a record of their family which would also represent the record of the people of God's Church on the earth at that time.

Abraham, who wrote the oldest records that are available today, stated:

But the records of the fathers . . . the Lord God preserved in mine own hands . . . have I kept even unto this day and I shall endeavor to write some of these things upon this record for the benefit of my posterity that shall come after me. (P. of G.P., Abraham 1:31.)

From this scripture it is apparent that Abraham had access to records kept by writers earlier than himself.

Perhaps one of these writers was Enoch, the great

²The Pearl of Great Price (Salt Lake City: The Church of Jesus Christ of Latter-day Saints, 1971), Moses 4:1-4, hereafter cited as P. of G.P.

prophet who walked with God. He was commanded to keep a "book of remembrance" which he said was "written among us, according to the pattern given by the finger of God." (P. of G.P., Moses 6:46.)

Moses, who came after Abraham but recorded much of the same material, did not have access to the writings of previous prophets. Therefore, he was privileged to see in vision a panorama of earth's history. From this "eye witness" experience, Moses was able to record accurately the things that he wrote. That his record came as a direct result of a divine commandment is attested by the following scriptures:

And now Moses, my son, I will speak unto thee concerning this earth upon which thou standest; and thou shalt write the things which I shall speak. (P. of G.P., Moses 1:40.)

. . . the Lord spake unto Moses, saying: Behold, I reveal unto you concerning this heaven, and this earth; write the words which I speak. (P. of G.P., Moses 2:1.)

Moses' record was vital to the people of Israel. Periodically the record was brought forth and read to the people (Nehemiah 8:1-9). It was also used as a textbook in teaching children to read and write (P. of G.P., Moses 6:6).

The Book of Mormon indicates that the writings of Moses were so important that when the Prophet Lehi left Jerusalem with his family, the Lord commanded him to send his sons back into the city to obtain this record which was written on plates of brass.

The Prophet Nephi pointed out that it was "the wisdom of God that these plates should be preserved."³ After they had been secured so that his nation would not dwindle and perish in unbelief, Lehi commented about the contents of the plates:

And he beheld that they did contain the five books of Moses . . . and also a record of the Jews from the beginning . . . and also the prophecies of the holy prophets [especially Jeremiah] . . . and also . . . a genealogy of his fathers. . . . (B. of M., I Nephi 5:11-14.)

After traveling for some distance, Nephi was commanded by the Lord to make two sets of metal plates to record his family's activities. One set was for a religious history and the other set was for a secular history (B. of M., I Ne. 9:3-5). These plates were handed down from generation to generation by the prophet-scribes.

One of the best examples in all the scriptures of the importance of accurate record-keeping is recorded by another man named Nephi. The incident occurred during the Lord's visit to the Americas and it shows that the Savior is keenly aware of the records that were being kept in His Church. The Lord called Nephi to Him and said:

Bring forth the record which ye have kept. And when Nephi had brought forth the records . . . [the Lord] cast his

³The Book of Mormon (Salt Lake City: The Church of Jesus Christ of Latter-day Saints, 1970), I Nephi 3:19, hereafter cited as B. of M.

eyes upon them and said . . . I commanded my servant Samuel . . . that he should testify unto this people . . . Was it not so? And his disciples answered him and said: Yea, Lord . . . And Jesus said unto them: How be it that ye have not written this thing . . . And it came to pass that Nephi remembered that this thing had not been written. And it came to pass that Jesus commanded that it should be written; therefore, it was written according as he commanded. (B. of M., III Nephi 23:7-13.)

Thus the scriptures indicate that the Lord wanted His people in all parts of the world to keep written records.. To emphasize this idea He said:

For I command all men, both in the east and in the west, and in the north and in the south, and in the islands of the sea, that they shall write the words which I shall speak unto them; for out of the books which shall be written I will judge the world, every man according to their works, according to that which is written.

For I shall speak unto the Jews and they shall write it; and I shall also speak unto the Nephites and they shall write it; and I shall also speak unto the other tribes of the House of Israel, which I have led away, and they shall write it; and I shall also speak unto all nations of the earth and they shall write it. (B. of M., II Nephi 29:11-12.)

The Purpose for Keeping These Records

The ancient records were kept for a variety of reasons. Abraham said that he kept his record for the benefit of those who would come after him. Moses kept his records because God commanded him to. Nephi stated that records were kept because it was the wisdom of the Lord that their nation not "dwindle and perish in unbelief." (B. of M., I Nephi 4:13.) He later pointed out that his purpose in writing, as God commanded, was to

persuade men to gain a testimony of the gospel and come to Christ (B. of M., I Nephi 6:4). Moroni, the last writer in the Book of Mormon, added a new dimension to the area of record-keeping when he said that the names of church members "were taken that they might be remembered and nourished by the good word of God." (B. of M., Moroni 6:4.) To this Christ added the thought that men would be judged according to the things that are written on the books of His kingdom.

MODERN SCRIPTURAL RECORDS

Records Kept from the Beginning of This Dispensation

The Church of Jesus Christ of Latter-day Saints was organized in modern times on April 6, 1830. On that day Joseph Smith recorded a revelation, which contained the following commandment: "Behold, there shall be a record kept among you . . . through the will of God the Father and the grace of your Lord Jesus Christ."⁴

Earlier that same month the Lord revealed what information was to be contained on the record. He said:

⁴The Doctrine and Covenants (Salt Lake City: The Church of Jesus Christ of Latter-day Saints, 1971), 21:1, hereafter cited as D&C.

. . . a regular list of all the names of the whole Church [is to] be kept in a book by one of the elders . . . And also, if any have been expelled from the church, so that their names may be blotted out of the general church record of names. (D&C 20:82-83.)

In March of the following year, John Whitmer became the Church Historian and Recorder. His instructions stated that ". . . John should write and keep a regular history . . . transcribing all things which shall be given. . . ." Further in the same revelation, the Lord emphatically declared that this record was to be kept continually (D&C 47:1,3).

The Church received a fourth revelation on record keeping in November, 1832:

It is the duty of the Lord's clerk . . . to keep a history and a general church record of all things that transpire in Zion . . . And also [my people's] manner of life, their faith, and works; and also the apostates who apostatized after receiving their inheritances. (D&C 85:1-2.)

The Purpose for Keeping These Records

According to the modern-day revelations cited above, record keeping has had two distinct purposes. First, it was to keep a written history of all events occurring in the Church. Second, it was to keep an accurate list of the members of the Church and record information about them. The Doctrine and Covenants explained that this list of Church members should also include information concerning the "faith and works" of each

person (D&C 85:1-2). Joseph Smith gave the reason why this type of information should be included on the Church record.⁵ Writing on the eternal value of records and the role they would play in the final judgement, he quoted Revelation 20:12. Then he added:

You will discover in this quotation that the books were opened; and another book was opened which was the book of life; but the dead were judged out of those things which were written in the books, according to their works; . . . the books spoken of must be the books which contained the record of their works, and refer to the records which are kept on earth. And the book, which was the book of life, is the record which is kept in heaven . . . that in all your recordings it may be recorded in heaven . . . whatsoever you record on earth shall be recorded in heaven, and whatsoever you do not record on earth shall not be recorded in heaven; for out of the books shall your dead be judged according to their own works. . . . (D&C 128:7-8.)

An earlier revelation, also pointed out the consequences of an individual not having his name inscribed on the books of the Lord's kingdom.

And they who are not found written in the book of remembrance shall find none inheritance in that day, but shall be cut asunder, and their portion shall be appointed them among unbelievers . . . And they who are of the High Priesthood whose names are not written in the book . . . or that are found to have apostatized, or to have been cut off from the church . . . shall not find an inheritance among the saints of the Most High. (D&C 85:9-11.)

⁵Joseph Smith, History of The Church of Jesus Christ of Latter-day Saints, ed. B. H. Roberts (2d ed. rev.; Salt Lake City: Deseret Book Co., 1959-60), V, 148-149, hereafter cited as DHC.

CONCLUSION

One Mormon historian concluded that "a careful study of the scriptures reveals the fact that from the days of Adam records have been kept."⁶ The scriptures also indicated that this was done because of direct commandments from God, who is keenly aware and concerned about the material that is being recorded. This information was written for several reasons, but ultimately, the records of the Church are the "books" out of which all men will be judged. Finally, the importance of record keeping was summed up in these words:

In light of what has been quoted from modern revelation, it is very evident that record keeping constitutes one of the important activities in the Church of Jesus Christ and that it is one of the Lord's requirements that the work be done efficiently and accurately. It is also requisite that careful records must be kept of the good works performed by members of the Church . . . in order that their names may be written ". . . in the book of the law of God, saith the Lord of hosts" and thereupon be recorded in the "Lamb's Book of Life."⁷

The following chapters will consider various Records and Reports kept by the Church.

⁶A. William Lund, "The Importance and Method of Record Keeping," The Improvement Era, XXXVII (August, 1934), 494.

⁷"Importance of Records," The Improvement Era, op. cit., p. 48.

Chapter 3

STATISTICAL REPORTS

In 1852, just five years after the arrival of the Latter-day Saints in the Salt Lake Valley, the wards and stakes of the Church began reporting their activity to the Presiding Bishop on official forms. These earliest forms called "Stake Quarterly Reports" ran until 1903 when they were incorporated into the "Annual Financial and Statistical Report."

STAKE QUARTERLY REPORTS, 1852-1903

The earliest known formal reports of the Church were the "Stake Quarterly Reports" (see Appendix E). Sent in quarterly, semi-annually and annually, they stressed numbers rather than activity and were possibly not issued every year before 1877.

1852-1864

From this thirteen year period, only reports of the following nine years are on file in the Church Historical Department: 1852-1857, 1859, 1860, 1864. It is also interesting to note that during this time, except for 1854 and 1855, the column headings

were not included on the printed form, but were written in by hand.

These reports were compiled on a ward basis and then sent to the Church Recorder (later to the Presiding Bishop's Office [PBO]) who would make a recapitulation by stakes. The recapitulation would include totals for each ward in a stake and then the stake total at the bottom. With only seven stakes in the Church, and one short report being sent in by the wards in those seven stakes, there was not a great deal of paperwork required to keep the Church's statistics during this period.

The following information was called for on these reports. The years in parenthesis indicate when that particular item was added.

1. Number of priesthood holders (by quorum and totaled).
2. Number of members not ordained.
3. Total of numbers 1 and 2.
4. Persons over eight years of age not baptized.
5. Children under eight years of age.
6. Total not baptized.
7. Total persons in ward.
8. Number of persons on missions.
9. Baptized, Rebaptized, Births, Deaths, Excommunicated in last six months.

10. Males not ordained (1856).

1865-1876

There are no "Stake (or Ward) Quarterly Reports" on file in the Church Historical Department during these years. There are two obvious explanations for this. First, it is possible that no reports were required by the Church during those years. Second, the reports could have been sent in and then misplaced. The latter choice seems to be the most likely.

1877-1903

In 1877, the report was given its permanent name, "Statistical Report of the _____ Ward (or Stake)." (See Appendix E.) Every year of this period is represented in the files of the Historical Department of the Church. The information called for was basically the same with only three minor changes of format in 1877, 1880 and 1897. The seventeen years from 1880 to 1896, when this report had the same exact format without any changes is the longest such time period in the history of Church reports. In 1897, the format of the "Ward Statistical Report" was changed significantly and became the forerunner of later reports.

The following information was requested from 1877-1903:

1. Number of priesthood holders (by quorums), members and children and the total.

2. Families.
3. Marriages.
4. Births.
5. Children blessed.
6. Members and children received.
7. Members and children removed.
8. Baptisms--new members and children.
9. Excommunications.
10. Deaths (by sex)--members and children.
11. Individuals drawing support--amount drawn.
12. Tithe payers--male, female, full, part.
13. Donors to temple (1878-79).
14. Amount of Fast Day donations (1877 only).

FORM J--ANNUAL FINANCIAL AND
STATISTICAL REPORTS 1904-1938

Prior to 1904, there were two annual reports that were sent into the PBO. The statistical report above and a "Financial and Historical" report. In 1903, the two were combined (see Appendix E). The financial report included a detailed accounting for all monies received and disbursed from tithing, fast offerings, building maintenance and welfare contributions. The historical report was a list of ward officers and a brief statement of important ward events. This thesis will discuss

only the statistical elements of this newly enlarged report.

In 1904, the Statistical Report remained the same as in previous years, with the addition of a section for auxiliary enrollment.

In 1910, the report expanded in several ways. Most of the information called for was broken down by priesthood quorums, member (male and female) and children (male and female) within the stake or mission. It was totaled for the year with a comparison to the previous year (or years). Increasing emphasis was also placed on the level of activity rather than just on the total numbers as on earlier reports. Toward the end of the report, which was twenty to thirty pages long, a recapitulation of most of the information was given by wards with a stake total at the bottom. This was by far the longest and most complicated report that the Church ever used. It was not issued to stakes and wards after 1938.

Comparative Totals

The following information on the reports included comparisons with previous years:

- A. Stake meetings (the number of).
 1. High Council Meetings.
 2. Stake Presidency Meetings (1916).
 3. Stake Priesthood Meetings.
 4. Stake Quarterly Conferences.

5. Stake Presidency Council Meetings.
 6. Stake Correlation Meetings (1935).
- B. Ward Meetings (the number of).
1. Bishop's Council Meetings.
 2. Ward Annual Conferences.
- C. Sacrament Meeting.
1. Number of Sacrament Meetings.
 2. Possible number of Sacrament Meetings (1911).
 3. Average number of Sacrament Meetings (1911).
 4. Average attendance at Sacrament Meeting (1913).
 5. Percentage of membership attending Sacrament Meeting (1915).
 6. Percentage of average attendance of ward teachers at Sacrament Meeting (1916).
- D. Ward Teaching.
1. Number of ward teachers, districts.
 2. Average number of districts visited each month (1911).
 3. Average number of people in each district.
 4. Average number of families in stake (1915).
 5. Average number of families visited (1915), not visited (1916).
 6. Number of families visited (1916), not visited (1916).

7. Number of families inaccessible (1916).
8. Number of Report Meetings held.
9. Average number of Report Meetings held per ward (1915).
10. Number of ward teachers present at Report Meetings (1915).
11. Average attendance at monthly Report Meetings (1915).
12. Number of districts reported (1916).

E. Auxiliary Organizations. (The information below applied to the following auxiliaries: Relief Society, Sunday School, YMMIA, YWMIA, Primary and Religion Class. It covered a time period from 1910 to 1919. From 1920 to 1924 the only information called for was enrollment and number of meetings held by month. At this time Ward Choir was added to this list of auxiliaries. By 1925, auxiliary information was no longer submitted on this report. The following information was asked for prior to that time.)

1. Enrollment as of December 31.
2. Number of officers and teachers (1913).
3. Number of pupils or members (1913).
4. Number of meetings held (1913).

5. Average attendance (1913).
6. Average percentage of membership in attendance (1915).
7. Stake membership (1915).
8. Percentage of stake membership in attendance (1915).
9. Funds collected (1915), dispersed (1916).
10. Balance on hand (1916).

F. Miscellaneous statistics.

1. LDS population of stake.
2. Non-LDS population of stake.
3. Number of LDS families in stake.
4. Number of wards (1925).
5. Number of independent branches (1925).
6. Number of dependent branches (1925).
7. Number of ward meeting houses dedicated (1925).
8. Number that have incomplete meeting houses (1925).
9. Number that do not own meeting houses (1925).
10. Number that are renting meeting houses (1925).
11. Number of saloons in stake (1910 to 1919).
12. Number of stake members attending church schools.
13. Number of amusement halls controlled by wards (1910 only).

14. Number of amusement halls not controlled by church (1910 only).

G. House to house visit (1915).

1. Families in stake.
2. Families visited by bishopric and others.
3. Families not visited.
4. Families who own their homes.
5. Percentage of families who own their homes.
6. Families who observe Home Evening.

H. Tithing Record (1915). (There were two sections of the report that dealt with tithing. The first section was concerned with amounts received and remitted. It gave the stake total with comparisons to other years. The second section was concerned with the degree of member participation. It was broken down by priesthood quorums, male or female members, and male or female children. It also included a comparison to other years.)

1. Tithes received.
2. Tithes dispersed locally.
3. Tithes remitted to PBO.
4. Average of tithing per capita of stake membership.
5. Number of tithe payers.

6. Number of full tithe payers, part tithe payers, non-tithe payers.
 7. Number of exempt from paying tithing.
 8. Percentage of stake membership on tithing.
 9. Percentage of stake membership who attended Tithing Settlement.
- I. Fast offerings (also called "Charity Report" and "Poor Account").
1. Fast offerings received.
 2. Number who paid.
 3. Average fast offerings per capita.

Miscellaneous Totals

The following information was broken down according to totals in each priesthood quorum, male or female members and male or female children. It also included comparisons to previous years.

- A. Increase (of membership).
1. Number on record January 1.
 2. Number on record December 31—net gain, net loss.
 3. Baptized: adults and children.
 4. Received from: other stakes, missions (not missionaries).

5. Ordinations.
6. Children blessed.
7. Received in other manner (1915).
8. Total.

B. Decrease.

1. Removed to: other stakes, missions.
2. Died.
3. Excommunicated, disfellowshipped (1915).
4. Advanced to and in priesthood.
5. Children baptized.
6. Children between 8 and 9, not baptized.
7. Children over 9 not baptized.
8. Total.
9. Number of church members in stake not on ward records.

C. Marriage statistics.

1. Widows and widowers in stake.
2. Married in temple.
3. Married by stake or ward authorities (1920).
4. Married by civil officers or other churches (1920).
5. Married to non-members, during year.
6. Total persons married during year.
7. Married persons in stake.
8. Members over 21 who have never married.

D. Divorce statistics.

1. Divorced after temple marriage.
2. Divorced after marriage by stake or ward authorities (1920).
3. Divorced after marriage by civil officers and others (1920).
4. Total persons divorced this year (1925).
5. Divorced persons in stake (1925).
6. Divorced persons not remarried (1930).

E. Criminal statistics (1920).

1. Convicted for offences against life and individuals.
2. Convicted for offences against public and private.
3. Convicted for offences against justice, morals, peace, public policy, chastity, decency (1925), total (1925).
4. Now in state, county or city prisons.
5. Committed to reformatory institutions.
6. Convicted for violation of Prohibition Law (1935).

F. Social statistics (1920).

1. Wards of juvenile courts—minors.
2. Inmates of mental hospitals.
3. Inmates of institutions for the poor, feeble-minded.

4. Inmates of institutions for the blind.
5. Inmates of institutions for the deaf and dumb.
6. Adult delinquents (family desertion, non-support) (1925).

G. Charity (welfare) statistics (1920).

1. Assisted temporarily by bishops or Relief Society.
2. Assisted permanently by bishops or Relief Society.
3. Drawing assistance from county.
4. Assisted by other charitable agencies.
5. Persons wholly (or partly) dependent (not widows or widowers).
6. Widows, without children, wholly (or partly) dependent.
7. Widowers, or homeless men without children, wholly (or partly) dependent.
8. Widows with minor children, wholly (or partly) dependent.
9. Widowers with minor children, wholly (or partly) dependent.
10. Aged married couples, wholly (or partly) dependent.

11. Total wholly dependent.
12. Total number assisted.

H. Temple statistics (1920).

1. Recommended to temple (1911).
2. Endowments for the living.
3. Endowments for the dead.
4. Baptisms for the dead.

I. Stake missionary statistics (1925).

1. Number on stake missions in January.
2. Number called during year.
3. Total.
4. Number released during year.
5. Number of stake missionaries.

J. Missionary statistics.

1. Ages of missionaries (under 18, 18-20, 20-25, etc. to over 60).
2. Occupations of missionaries (several choices listed).
3. Educational classification of missionaries (1913).
 - a. Unclassified.
 - b. Number with common school education.
 - c. Number with some high school.
 - d. Number of high school graduates.

- e. Number with some college training.
 - f. Number of college graduates.
 - g. Total.
4. Social relations or missionaries.
- a. Male, female, total.
 - b. Single, married, divorced, widower, unknown, total.
- K. Vital statistics¹ by month (1913), with rate per 1000 (1915).
- 1. Births: male, female, total.
 - 2. Children blessed.
 - 3. Baptisms.
 - 4. Marriages.
 - 5. Divorces (1915).
 - 6. Deaths: male, female.
 - a. Age at death.
 - b. Total number of deaths.
 - c. Average age at death.
 - d. Classification of causes of death.
- L. Miscellaneous vital statistics.
- 1. Number of ordinations (by month).
 - 2. Widows and widowers over 21 (rate per 1000)

¹Compiled from Form E Report (see chapter 4).

The "Annual Financial and Statistical Report" also contained several items pertaining specifically to the priesthood. These will be discussed in chapter 5.

MISSION ANNUAL REPORT 1910-1951

The annual report of missions began in 1910 and continued until 1951. It was not as detailed as the stake report and contained some information that was peculiar to missionary work, and therefore not on the stake report.

The first report was issued in 1910 and was concerned with enrollment and increase and decrease of membership. This was broken down by priesthood quorum, member and children with a comparison to the previous year. The second page had to do with missionary work such as, number of conversions, tracts distributed, cottage meetings held, etc. It also listed the number of missionaries in the mission. In later years, it included some vital statistics which were compiled from Form 42FP, the mission equivalent to Form E.

The final year of this report was 1951.

STATISTICAL REPORT WITH FORM E, 1914-1972

From 1914 until 1966 a statistical report was sent in with the annual Form E report. (The Form E report will be discussed

in chapter 4.) This new report was variously called:

1. "Ward Annual Historical Report for the Year 1914."
2. "Historical Record for the Year 1915."
3. "Statistics for the Year Ending December 31, 1916-1938."
4. "Transcript of Ward Record," 1939-1941.
5. "Transcript of Record of Members," 1942-1972.

In form and content it duplicated Form J. The only differences between the two reports were the length (Form J was longer and contained more information), and the title.

This duplication continued until 1938 when the Form J was discontinued. From then until 1966, this was the annual statistical report of the Church.

It contained the following information:

1. Number on record.
- *2. Increase (in membership).²
- *3. Decrease in membership.
- *4. Marriage statistics.
- *5. Divorce statistics.
- *6. Missionary statistics (1915).
- *7. Temple statistics (1918-1923).

²For items marked (*), refer to discussion of Form J for greater detail.

- *8. Stake missionary statistics (1933-1949).
- *9. Social statistics (1933-1949).
- *10. Persons convicted in law courts of offenses (1933-1949).
- 11. Special Aaronic Priesthood statistics.
 - a. Number of priests, teachers, deacons (by age) (1950).
 - b. Number of Senior Aaronic, ordained to Melchizedek Priesthood during year (1960).
 - c. Aaronic Priesthood becoming 21 years of age during year (1960).
 - d. Unordained male members becoming 21 years of age during the year (1960).
 - e. Number of priests, teachers and deacons quorums or groups.
- 12. Military service (1950).
 - a. Number now in armed services.
 - b. Number released from armed service during the year.
 - c. Members reported dead during the year.
 - d. Total ward membership having served with the armed forces during the year.
- 13. Vital statistics (1960).

STAKE AND WARD QUARTERLY REPORTS
1919-1938

From 1919 to 1938, the Church used a quarterly report to go along with the annual Form J report. This report was for wards (Form 136) as well as stakes (Form 137) with the reports being identical. Like the previous report it duplicated information that was on the Form J, which was also discontinued in 1938.

The following information was summarized with a comparison to the previous year. It also called for the increase or decrease between the two years:

1. Membership of stake.
- *2. Sacrament meetings.
- *3. Priesthood meetings.
- *4. Ward teaching.
- *5. Tithes.
- *6. Tithing record—tithing statistics.
- *7. Poor Account (Fast Offering, Church Security Program, Church Welfare Program).
- *8. Priesthood statistics.
- *9. Miscellaneous vital statistics.
- *10. Increase in membership (1924).
- *11. Decrease in membership (1924).
- *12. Marriage statistics (1923).
13. Persons divorced (1924).

14. Persons recommended to temple (1924).
15. Births (1924).
16. Persons who are sightless (1924).
17. Report of Aaronic Priesthood (for details see chapter 5) (1923).
18. Meetings (1934).
 - a. Number of weekly bishopric's meetings held.
 - b. Number of ward teacher's report meetings held.
 - c. Number of meetings held with Relief Society presidency.
 - d. Number of Ward Correlation Committee held.

MONTHLY STATISTICAL REPORT 1939-1961

In 1939 a new monthly statistical report was put into use by the Church (see Appendix E). It incorporated some, but not all of the information previously contained on Form J and Form 137.

The report was individually summarized by wards followed by a stake total. It contained these items:

1. Total membership of ward.
2. Number of Sacrament Meetings held.
3. Average attendance at Sacrament Meeting.
4. Percentage of attendance at Sacrament Meeting.
5. Number of births this month.
6. Number of deaths this month.

7. Average fast offering per capita to date.
8. Number paying fast offerings.
9. Priesthood statistics (will be discussed in chapter 5).
10. Number of families in ward this month (1944).
11. Number of families visited by ward teachers (1944).
12. Percentage of families visited.
13. Number of blessings this month (1944).
14. Percentage of attendance at Ward Teacher's Report Meeting (1953).
15. Percentage of ward and stake officers and teachers at Sacrament Meeting (1954).
 - a. Melchizedek Priesthood.
 - b. Aaronic Priesthood.
 - c. Ward teachers.
 - d. Relief Society including visiting teachers.
 - e. Sunday School.
 - f. Young Men's Mutual Improvement Association.
 - g. Young Women's Mutual Improvement Association.
 - h. Primary.

MONTHLY WARD STATISTICAL REPORT, 1964

In 1964 a "Ward Monthly Statistical Report" was issued. It lasted only one year and contained information on:

1. Ward membership.

2. Sacrament Meeting attendance.
3. Priesthood meeting attendance.
4. Vital statistics.
5. Marriages.
6. Attendance at Church schools.
7. Number of missionaries.

QUARTERLY CONFIDENTIAL REPORT
OF STAKES, 1964

A quarterly confidential report of stakes also appeared in 1964. On the first page President Joseph Fielding Smith, President of the Council of the Twelve, wrote to stake presidents:

"This report is designed to constitute a quarterly check on the programs of the Church in your stake. It will help appraise you and your associates, as well as the visiting General Authority, of the conditions existing and the progress being made in your stake."

The first page contained several questions about the regularity of different meetings held under the direction of the stake presidency and bishoprics. The last two pages contained data on:

1. Membership.
2. Attendance at Priesthood and Sacrament Meetings.
3. Tithes and fast offerings.
4. Aaronic Priesthood (under and over 21 years of age).
5. Enrollment in seminaries and institutes.

6. Latter-day Saint girls.
7. Service men's program.
8. Missionaries (stake and foreign).
9. Welfare program.
10. Marriages.

This particular form lasted only one year and was replaced by the report below.

QUARTERLY STAKE ACTIVITY REPORT 1965-1967

The Quarterly Stake Activity Report was used for the years 1965-1967 (see Appendix E). In 1967 it was incorporated into the Correlated Report (see chapter 7). The main sections were:

1. Membership and attendance.
2. Priesthood statistics.
 - a. Melchizedek Priesthood by quorums.
 - b. Aaronic Priesthood by youth and adult.
3. Priesthood genealogy.
4. Marriages.
5. Priesthood missionary.
6. Priesthood welfare.
7. Church Educational Program.
8. Auxiliaries.

9. Stake members living away from home.
10. Stake members in armed forces (1966).
11. Priesthood Home Teaching (1966).

MONTHLY STAKE STATISTICAL SUMMARY 1965-1967

This report was used in conjunction with the Quarterly Report above. It contained the same basic information (see Appendix E).

CONCLUSION

The Church has called for statistical reports from wards and stakes since 1852. The earliest ones emphasized the number of ordinances performed and persons enrolled. Then around the turn of the twentieth century the forms stressed attendance as well as the status of the organization. Then a shift in emphasis began in the 1960's. The last four reports in this chapter were fore-runners of the Correlated Reporting system (see chapter 7), which was designed to stress the activity of individuals. Begun in 1967, this correlated system replaced these statistical reports.

Chapter 4

CHURCH MEMBERSHIP RECORDS AND REPORTS

A responsibility of The Church of Jesus Christ of Latter-day Saints is to prepare its members for ". . . immortality and eternal life. . . ." (P. of G.P., Moses 1:39.) This goal has prompted a great concern in the Church for the status of each individual. As stated, Moroni taught that a record should be kept that all members "might be remembered and nourished by the good word of God, to keep them in the right way. . . ." (B. of M., Moroni 6:4.)

This chapter will consider two areas. First, the official records listing who the members were, and, second, reports of significant changes in the status of these members.

OFFICIAL RECORDS OF MEMBERS

Informal Records, 1830-1877

During the formative period of Church record keeping, 1830-1877, there was no standardized format for the records of members. Consequently, a loose system of record keeping developed. Information was written on any type of paper that was

available and then, in most cases, compiled in notebooks or some other kind of container. With no discipline attached to the system many of these early records were lost, destroyed or stolen.¹ This has left very few membership records for the first twenty years of the Church's existence. The bulk of information that is available for these two decades is recorded in historical records that were kept in minute books and member's journals.

In 1846 the Council of the Twelve Apostles, no doubt sensing the disorganized state of Church records, directed the Church Historian "to issue a form to the bishops that their reports might be made uniformly."² President Brigham Young, who was present at this meeting, "desired the bishops to report the organizations of their wards, their business, number of men, women and children, how many sick, tithing paid, etc., with the totals that their records can be seen at a glance."³ There is no record of this "form" ever being issued. Within seven weeks of this meeting of the Twelve the first Saints had been driven out of Nauvoo

¹Orson F. Whitney, Life of Heber C. Kimball (3d ed.; Salt Lake City: Bookcraft, 1967), p. 250.

²Journal History of The Church of Jesus Christ of Latter-day Saints, December 15, 1846, Church Archives, Historical Department of The Church of Jesus Christ of Latter-day Saints, Salt Lake City.

³Ibid.

and were camped in Iowa. If this untimely departure had not occurred when it did, it is possible that the more sophisticated reporting systems of the twentieth century might well have been started much earlier.

Membership Record Books,
1877-1940

When the Latter-day Saints arrived in Utah their concern, of necessity, was occupied with conquering the desert. It was not until the year of Brigham Young's death, 1877, that the Church introduced the first uniform system for keeping records. Referred to as the "Long Book," this record of membership called for such information as:

- A. Membership record number.
- B. Person's name.
- C. Father's name.
- D. Mother's maiden name.
- E. Date and place of birth.
- F. Date blessed and by whom.
- G. Date baptized and by whom.
- H. Date confirmed and by whom.
- I. Date ordained, to what office and by whom.
- J. Date rebaptized and by whom.
- K. Date reconfirmed and by whom.

- L. Date received into ward and where from.
- M. Date removed from ward and where moving to.
- N. Date of death.
- O. Remarks.

This was not an ideal form, however, because of the book's bulk. It was over four feet long when opened. Another problem with the "long book" was that:

. . . frequently more than one membership record book was kept in each ward, e.g., records of members and records of baptisms were kept in one book; records of children, births, and blessings in another; records of priesthood ordinations in another. Sometimes these events were recorded in the same book; but divisions were made in the book and events were recorded chronologically by date in the respective divisions.⁴

During this period, the book itself was not the only deterrent to an efficient record keeping system.

After 1877, notices were issued intermittently from the General Authorities giving specific instructions concerning types of books and forms to be used and information to be recorded. Some ward (branch) clerks did not conform to the recommended instructions; some may not have received the instructions, or they received instructions some time after they were to become effective. The books and forms that were recommended were not printed by one publishing company nor distributed by the Church from one distribution center. The books and forms were printed locally, resulting in slight variations from locality to locality. . . .⁵

Early in 1900 the Church introduced a smaller sized

⁴Laureen R. Jaussi and Gloria D. Chaston, Fundamentals of Genealogical Research (Salt Lake City: Deseret Book Co., 1966), p. 147.

⁵Ibid.

membership record. Known as the "short form," it contained the same general information as its predecessor. In addition, it was indexed and had three parts which contained:

- A. Part I—Record of members.
 - 1. Membership record number.
 - 2. Person's name.
 - 3. Father's name.
 - 4. Mother's maiden name.
 - 5. Date and place of birth.
 - 6. Date baptized and by whom.
 - 7. Date confirmed and by whom.
- B. Part II—Record of ordinations to the priesthood.
 - 1. Record of ordination number.
 - 2. Membership record number (from Part I).
 - 3. Person's name.
 - 4. Dates ordained, to what office and by whom.
 - 5. Remarks.
- C. Part III—Record of children under 8 years of age and not baptized.
 - 1. Record of child number.
 - 2. Child's name.
 - 3. Date and place of birth.
 - 4. Father's name.

5. Mother's maiden name.
6. Date blessed and by whom.
7. Remarks.
8. Transferred to record of members number.

(This was used when a child was baptized and added to Part I.)

In 1920 a new membership record book took the information that was called for in the three parts of the "short form" and combined it into one section. The following new information was added:

- A. Date received and from what ward.
- B. Date removed and to what ward.
- C. Missionary information.
- D. Married to whom.
 1. Temple marriage.
 2. Civil marriage.
- E. Date excommunicated.
- F. Date and cause of death.

The major advantage to this change was that it did away with duplicating information and put all the material about a person into one area of the book. This arrangement was easier and less complicated to use.

Loose-leaf System, 1941-1973

In 1941 the Church settled on the record format that was used for the next three decades. It consisted of a sheet 8-1/2 x 5" (see Appendix F) which could be kept alphabetically in a loose-leaf binder. When a baby was born or when a convert was baptized into the Church the form was filled out in duplicate, the white copy being kept in the person's home ward and the green copy sent to the Presiding Bishop's Office (PBO) at Church headquarters. These were arranged alphabetically and resulted in a master file of LDS Church members. When a person left his home ward temporarily the white copy remained there and a pink duplicate copy was forwarded to the ward of temporary residence. If a person moved from the ward permanently, the white copy of his membership record was sent to the PBO and then forwarded to the new ward.

The master file was updated from these white copies which were received for forwarding and from the Form E reports [see next section] which came to the PBO at the end of every year. Following a person's death the white copy was sent to the PBO. The green copy was brought up to date and then the white copy was forwarded to the Church Historical Department and placed in the deceased members file.

The information called for included:

- A. Person's name and address.

- B. Parentage:
 - 1. Father's name.
 - 2. Mother's maiden name.
- C. Date and place of birth.
- D. Date blessed and by whom.
- E. Date baptized and by whom.
- F. Date confirmed and by whom.
- G. Dates ordained, to what office and by whom.
- H. Date of Patriarchal blessing and by whom.
- I. Date endowed and in what temple.
- J. Date sealed to parents and in what temple.
- K. Mission data:
 - 1. Date left.
 - 2. Date returned.
 - 3. To what mission.
- L. Spouse's name and Church affiliation.
- M. Date and place of marriage.
- N. Names of children of above marriage.
 - 1. Date and place of birth.
 - 2. Whom they married or remarks.
- O. A ward to ward move record including:
 - 1. Date moved.
 - 2. To which ward (branch) and stake (mission).

3. Street address.
 4. Date posted at PBO.
 5. Remarks.
- P. Former spouse—whether dead or divorced.
- Q. Date and place of this marriage.
- R. Names of children of this marriage.
1. Date and place of birth.
 2. Whom they married or remarks.
- S. Date, place and cause of death.

Computerized System, 1973-

In the early 1970's the Church changed its records, both on general and local levels, to a computerized system. This change was described as "vital to the progress of record keeping in the Church."⁶

The Automated Membership System (AMS) is the process of taking vital information related to Church members and typing it onto various forms. The various forms are fed into a computer, and the computer records and reorganizes the vital information.⁷

This data is then printed out on "Member Information Records" (MIR's) and sent to the various wards and stakes of the Church.

⁶John H. Vandenberg, "Automated Membership System—Introduction Booklet" (Salt Lake City: The Church of Jesus Christ of Latter-day Saints, 1972), p. 3.

⁷Ibid.

When placed in the recommended binder, the MIR's become a master file of all members in the local unit.

This computerized system was designed to do four basic things for the record keeping phase of Church activity:

1. Increase the accuracy of the information recorded on the MIR.
2. Decrease the time needed to transfer the MIR's from place to place.
3. Improve the efficiency of reporting membership information.
4. Make possible the collection of meaningful statistics for Church leaders.⁸

FORM E

A very important phase of the Church's Membership Record Program is in getting the necessary information concerning changes in the status of members into the PBO's master file. One important channel for this from stakes and wards has been the annual "Form E" Report (see Appendix F) introduced in 1907. A corresponding report, Form 42FP, recorded similar data from missions and branches.

⁸Ibid.

Still in use in the 1970's, the Form E was an annual compilation of important data about the members of the Church.

As each event occurred it was recorded by the ward clerk on the Form E. At the end of the calendar year the clerk forwarded the Form E to the stake clerk, who compiled a summary of all the statistics in the stake. He then sent the summary and the ward Form E's to the PBO.

The following information was contained on the report. The numbers in parenthesis indicate when that particular information was added.

A. Marriages of members.

1. Member's name and priesthood or sex.
2. Date and place of birth (1920).
3. Date and type of marriage (temple or civil).
4. Name of spouse—member (yes or no).

B. Divorces of members.

1. Member's name and priesthood or sex.
2. Date and place of birth (1920).
3. Date of divorce.
4. Type of marriage (temple or civil).
5. From whom divorced—member (yes or no).

C. Excommunications.

1. Member's name and priesthood or sex.
2. Date and place of birth (1920).

3. Date of excommunication.
 4. Reason for excommunication.
 5. Marital status.
- D. Births and blessings (combined in 1908).
1. Child's name and sex.
 2. Date and place of birth.
 3. Father's name.
 4. Mother's maiden name.
 5. Date blessed and by whom.
- E. Baptisms and confirmations.
1. Member's name and sex.
 2. Type of baptism (1960).
 - a. Baptized child of record.
 - b. Convert of full-time missionaries.
 - c. Convert of stake missionaries.
 3. Date and place of birth.
 4. Father's name.
 5. Mother's maiden name.
 6. Date baptized and by whom.
 7. Date confirmed and by whom.
- F. Priesthood ordinations.
1. Member's name.
 2. Date of birth (1960).
 3. Date ordained, to what office and by whom.

4. Former priesthood office or member.

G. Deaths of members.

1. Member's name and sex.
2. Priesthood if any (1920).
3. Date of birth.
4. Place of birth (1960).
5. Father's name (1950).
6. Mother's maiden name (1950).
7. Marital status (1920).
8. Occupation (1930).
9. Member or child.
10. Date and cause of death.
11. Place of death (1960).
12. Age (years) (1920).

H. Record of missionaries.

1. Missionary's name and priesthood or sex.
2. Occupation (1920).
3. Educational qualifications (1920).
4. Age at departure (1920).
5. Marital status (1920).
6. Date of departure or date set apart (1973).
7. Date released.
8. Name of mission.

CONCLUSION

Since the Church's organization in 1830, records have been kept that have sought to list the names of Church members and give an accounting of their "faith and works." As the Church expanded in membership, better and more efficient means of record keeping were developed. In 1941 a loose leaf system replaced the membership books and in 1973 a computer program was introduced to further enhance Church record keeping procedures. A large master file of all Church members is in the possession of the Presiding Bishop's Office in Salt Lake City. The basic method for reporting membership information to the PBO is the annual Form E report. A new computerized system of record keeping will do away with Form E and will improve the current methods for compiling data.

With every technological advancement that man makes, the Church will have a new idea available to add to its continually progressing record keeping systems.

Chapter 5

PRIESTHOOD REPORTS

To accomplish the goals of the Church, two types of organization have been established.

First, priesthood quorums. These are "groups of men who hold a given priesthood office. The organization and basic purposes of these quorums and offices were largely set forth . . ."¹ in Sections 20 and 107 of the D&C. Second is auxiliary organizations. They will be discussed in Chapter 6.

Two orders of priesthood are spoken of in the scriptures. First is the Melchizedek or "higher priesthood," for worthy adult male members of the Church over the age of 18. Second is the Aaronic Priesthood for worthy young men in the Church between the ages of 12 and 18 (D&C 20 and 107).

Since the priesthood is the basic organization of the Church, many of the reports discussed in other chapters will contain data that applies to the priesthood. This chapter will analyze only those reports or major sections of reports that deal specifically with the

¹James B. Allen and Richard O. Cowan, Mormonism in the Twentieth Century (Provo, Utah: Brigham Young University Press, 1964), p. 69.

priesthood quorums of the stakes and wards.

Form J, Annual Statistical
Report, 1910-1938

The earliest reports which did not specifically separate the two orders of priesthood began in 1910 as part of the Form J, Annual Statistical Report (see Appendix E). The following data was itemized by quorums with a stake total. The years in parenthesis indicate when that particular item was added.

A. Enrollment and meetings.

1. Number in quorums December 31.
2. Number in wards, number in stake (1913).
3. Number not enrolled.
4. Number of quorums in stake.
5. Number of meetings held (when held, day, time, 1913).
6. Average attendance at meetings (by quorums, 1912).
7. Percent attendance at meetings.
8. Average number of meetings held (1915).
9. Number of officers council meetings held.
10. Number of last lesson given by each ward at close of year.
11. Average percent of attendance (1913).
12. Attendance of regular instructor (1912).

B. Active (1911). Each organization below contained an itemized list of possible jobs.

1. Number with quorum duties.
2. Number with missionary duties.
3. Number with stake duties, ward duties.
4. Number with duties in auxiliary organizations.
5. Number not performing any duties in ward or stake.

C. Inactive with cause (1915).

1. Number with age, infirmity, occupation, absence from home.
2. Number for educational purposes (1925).
3. Number with other church duties.
4. Total.

D. Inactive without cause (1915).

1. Willing to labor, but not assigned (1916).
2. Not willing to labor (1920).
3. Not worthy to labor (1920).
4. Total.

E. Summary (1915).

1. Total active priesthood.
2. Total inactive priesthood.
3. Total priesthood of ward.
4. Number who did not attend a priesthood class or

quorum meeting (1911).

5. Number who did not attend a sacrament meeting.

Monthly Statistical Report

1939-1961

This report, previously discussed (see chapter 3), contained several items concerning priesthood attendance. From 1939 to 1944 it dealt with both Melchizedek and Aaronic Priesthood quorums, but from 1945 to 1961 it covered only the Aaronic Priesthood. Items 1, 2, and 7 below were given for each quorum or group within the stake. (See Appendix E.)

1. Number enrolled.
2. Average attendance at Priesthood meeting.
3. Number lawfully excused (Melchizedek Priesthood only, 1944).
4. Number Aaronic Priesthood over 21 active in any Church work (1944).
5. Number weekly Priesthood meetings held (1944).
6. Total number in armed services.
 - a. Melchizedek Priesthood members.
 - b. Aaronic Priesthood members over 21.
 - c. Aaronic Priesthood members under 21.
7. Percent attendance (1945).
8. Percent attendance at Sacrament meeting (July, 1953).
9. Percent of Senior Aaronic visited (1961).

MELCHIZEDEK PRIESTHOOD

Seventies Quorum Reports,
1895-1914

The earliest formal reports specifically for the Melchizedek Priesthood were issued by the First Council of Seventy.

Called a "Yearly Report of Changes" it included the following statistical information:

1. Number of quorum meetings.
2. Total number enrolled in quorum.
3. Average attendance.
4. Number of Council meetings (1908), average attendance (1908).
5. Number of General Seventies meetings (1908).
6. Number of classes in quorum district (1908).
7. Number of members in mission field (1908).
8. Number excused (1908).
9. Number of seventies engaged in home missionary work (1908).
10. Number of seventies laboring in (1908):
 - a. Sunday School.
 - b. MIA.
 - c. Religion class.
 - d. As ward teachers.

11. Number of seventies who are careless and indifferent (1908).
12. Number of seventies who refuse to perform ward and auxiliary duties under the direction of the bishop (1908).
13. Number of seventies who are aged and physically disabled (1908).
14. Number of seventies year books for year (1908).
15. Number of Eras taken in quorum for year (1908).
16. Number of reference books owned by quorum (1908).
17. Number of seventies who are non-tithe payers (1913).

Form M, Annual Report,
1914-1943

In 1914 the first report covering all three Melchizedek Priesthood quorums was issued. These forms ran until 1943 and were the same for high priests, seventies and elders. Each quorum had a separate report which included (see Appendix G):

- A. Statistics.
 1. Enrolled January 1.
 2. Received from other quorums.
 3. Received by ordination.
 4. Received in other manner (1917).
 5. Total.

6. Transferred by ordination (1917).
7. Removed.
8. Died.
9. Excommunicated or disfellowshipped (1917).
10. Enrolled December 31.
11. Total

B. Attendance record.

1. Average attendance at monthly quorum meetings.
2. Number of quorum meetings held.
3. Number of officers' council meetings held.
4. Number of weekly activity meetings held (1934).
5. Number residing in quorum district not enrolled.
6. Number who did not attend a quorum meeting.
7. Number who did not attend a class or activity meeting.
8. Number who did not attend a sacrament meeting.
9. Number who did not attend a quarterly conference (1934).

C. Active.

1. General church and stake officers.
2. Quorum officers.
3. On foreign missions.
4. On stake missions.
5. Committee assignments (1936).

6. Ward assignments and auxiliary organizations.

D. Inactive.

1. Age, infirmity and sickness.
2. Occupation.
3. Absent from ward for educational purposes (1921).
4. Absent for other causes and inaccessible.
5. Willing to labor but not assigned.
6. Not willing to labor.
7. Not worthy to labor.
8. Total.

E. Tithing record.

1. Full tithepayers.
2. Part tithepayers.
3. Total tithepayers.
4. Exempt.
5. Non-tithepayers.
6. Total.
7. Quorum expenditures.

Quarterly (Monthly) Reports
1942-1963

In 1942 a new Melchizedek Priesthood form was issued. It was a quarterly report until 1953 and then it became a monthly report until 1963 (see Appendix G). At the end of the year a month-by-month recapitulation of the report was sent in. During

1957 a six-month report was also used. The information on all of these reports remained basically the same. These forms contained the following information:

A. Miscellaneous.

1. Is quorum fully officered?
2. Are 4 standing committees organized and functioning?
3. Number of council meetings held.
4. Number of visits by presidency to quorum members.
5. Number of members away from home, number corresponded with.
6. Number of members participating in any church activity.
7. Number of members enrolled.
8. Average number of quorum leaders at monthly leadership meeting.
9. Number of annual confidential visits made (1956).
10. Number serving as officers and teachers in ward (1954).

B. Weekly meetings.

1. Average percent of quorum members present.
2. Average number of quorum members present (1944).

3. Average percent excused.
 4. Average number excused (1944).
 - a. For other church assignment.
 - b. On foreign mission.
 - c. In armed forces.
 - d. For sickness or other legitimate reason.
 - e. Attending meeting elsewhere (1962).
 - f. Total.
 5. Average number unexcused.
 6. Total enrolled.
 7. Average number present who are not on rolls (1944).
 8. Number of minutes allotted for weekly meetings.
- C. Monthly quorum meetings (1944).
1. Average percent present (1942).
 2. Average number present.
 3. Average number excused.
 4. Average number unexcused.
 5. Total enrolled.
 6. Number of minutes allotted for monthly quorum meetings.
- D. Personal statistics.
1. Tithe payers.
 - a. Number full.

- b. Number part.
 - c. Number exempt.
 - 2. Number who paid fast offerings.
 - 3. Average number attending sacrament meeting.
 - 4. Number abstaining from use of liquor and tobacco.
 - 5. Number keeping the Word of Wisdom.
 - 6. Number observing Sabbath Day.
 - 7. How many liquor and tobacco users have been contacted.
 - 8. Number of users of liquor and tobacco won to abstinence during past 4 years.
 - 9. Number of members receiving material help.
 - 10. Number of quorum socials.
 - 11. Name projects engaged in.
 - 12. Suggestions for stake or general committee.
- E. Committee work (1957—six month report only).
- 1. Number of personal welfare committees organized.
 - 2. Number of church service committees organized.
 - 3. Number of fact finding and reporting committees organized.
 - 4. Number of meetings held by each group.
- F. Sacrament meeting (1962).

1. Average attendance.
2. On church assignment during.
3. Average number not accounted for.
4. Number excused due to (1963):
 - a. Full time mission.
 - b. Military service.
 - c. Living away from home.
 - d. Attending meeting elsewhere.
 - e. Total.

Confidential Annual Reports,
1944-1964

In 1944 the first annual confidential report of the Melchizedek Priesthood was issued. In use until 1964 it was replaced, in part, by the "Confidential Quarterly Stake Activity Report" which was discussed in chapter 3 of this thesis.

A. Quorum officers report.

1. Number of officers.
2. Number of full tithe-payers.
3. Number of part tithe-payers.
4. Number of non-tithepayers (1945).
5. Number exempt.
6. Number observing Sabbath.
7. Number observing Word of Wisdom.
8. Number holding family prayers.

9. Number regularly attending sacrament meeting.
10. Number morally clean.

B. Quorum members report.

1. Number enrolled.
2. Number away.
3. Number home.
4. Number interviewed.
5. Number full tithe-payers.
6. Percent full tithe-payers.
7. Number part tithe-payers.
8. Number non-tithepayers.
9. Number exempt from payment of tithes.
10. Number observing Word of Wisdom.
11. Percent observing Word of Wisdom.
12. Number not observing Word of Wisdom.
 - a. Number using liquor.
 - b. Number using tobacco.
 - c. Number using both liquor and tobacco.
13. Number holding regular family prayers.
14. Percent holding regular family prayers.
15. Number attending sacrament meetings regularly.
16. Percent attending sacrament meetings regularly.
17. Number attending sacrament meetings occasionally.

18. Percent attending sacrament meetings occasionally.
19. Number observing Sabbath.
20. Percent observing Sabbath.
21. Number on regular missions.
22. Number on stake missions.
23. How many are morally unclean?
24. Have they been reported?
25. How many have bad reputations?

AARONIC PRIESTHOOD

Aaronic Priesthood reports are similar in content to the Melchizedek Priesthood reports. They too stress enrollment and activity statistics. The focus of this section will be on major deviations from the Melchizedek Priesthood report's format. A selected cross-section of these reports is included in Appendix G of this thesis.

Annual Report of the Aaronic Priesthood, 1903-1909

The earliest Aaronic Priesthood reports on file in the Church Archives were for 1903-1909. In 1903 it was a series of questions on enrollment and quorum organization broken down by individual quorums. By 1909 it also stressed causes of increase and decrease in enrollment.

Form J, Annual Statistical
Report, 1910-1938

In 1910 the Aaronic Priesthood Annual Report was incorporated into the Form J. It was almost identical to the previous report. In 1916 the form focused on attendance, types of activity and reasons for inactivity (see Appendix E). The special Aaronic Priesthood report was discontinued on Form J during the 1920's. It was reinitiated from 1930-1938. During this period special questions were added to the form to distinguish adult bearers of this priesthood for the youth.

Stake and Ward Quarterly
Reports, 1923-1938

In 1923 the Quarterly Statistical Reports included a special report exclusively for the Aaronic Priesthood (see Appendix G). It was similar to the Form J.

Stake Monthly Reports for
Aaronic Priesthood
Youth, 1941-1967

Introduced in 1941 this monthly report included both youth and adult data until 1944. In that year separate forms were used for each group. The Youth Report (see Appendix G) stressed:

1. Enrollment.
2. Average attendance, percentage attendance at:
 - a. Priesthood meeting.
 - b. Sacrament meeting.

- c. Sunday School.
- d. YMMIA.
3. Quorum organization.
4. Number of assignments filled.

Stake Monthly Report—Senior
Members of Aaronic
Priesthood, 1944-1967

In 1944 a separate report for senior members of the Aaronic Priesthood was initiated (see Appendix G). It included information in the total activity of these men, including:

1. Enrollments.
2. Attendance.
3. Assignments.
4. New members.
5. Advancements.
6. Personal visits to them.

SUMMARY

With importance placed on the priesthood organization in the Church, records of priesthood enrollment in these quorums has been stressed on Church reports. General statistical reports dating back to 1852 included priesthood enrollment by office (see chapter 3). Around the turn of the twentieth century the first formal priesthood reports were issued. In addition to enrollment

they focused in on attendance. Around 1940 these reports became monthly and quarterly instead of yearly. In 1967, Aaronic and Melchizedek Priesthood information was incorporated into the Correlated Report (see chapter 7).

Chapter 6

AUXILIARY REPORTS

In the Church there have been the following auxiliary organizations:

1. Relief Society.
2. Sunday School.
3. Young Women's Mutual Improvement Association
(YWMIA).
4. Young Men's Mutual Improvement Association
(YMMIA).
5. Primary.

These units were designed to assist the priesthood quorums in accomplishing the goals of the Church. "Much of their work is temporary in that it will be absorbed in due course by the priesthood organizations."¹ In 1972 the YWMIA and YMMIA were absorbed into the priesthood organization. They will be discussed with the auxiliaries, however, because this change occurred so recently.

¹ Bruce R. McConkie, Mormon Doctrine (2d ed.; Salt Lake City: Bookcraft, 1975), p. 67.

RELIEF SOCIETY

The main auxiliary of the Church is the Relief Society.²

An organization for adult women, it is the female counterpart of the priesthood. Organized in 1842, it is the oldest auxiliary in the Church.

The Relief Society started compiling an annual report in 1842, but it dealt primarily with financial items. Not until 1914 did this report consistently include statistical information about its members on an actual form.

Statistical and Financial
Report, 1880-1881

One earlier form was used in 1880-1881. Called the "Statistical and Financial Report of the Relief Society," it included this statistical data:

1. Teachers.
2. Members.
3. Total officers and members.
4. Meetings held.
5. Average attendance.
6. Church papers.
7. Women's Exponent.

²Ibid., p. 625.

This was a six month report with only this one form on file in the archives of the Church Historical Department.

Annual Report, 1914-1973

In 1914, the first annual "Relief Society Report" form was issued (see Appendix H). This was compiled on a stake basis and then sent to the Relief Society General Board. The report was discontinued in 1973. Since then, all information reported by the Relief Society has been on the Correlated Report (see chapter 7).

The Annual Report contained the following information. The years in parenthesis indicate when that particular item was added to the report.

A. Members enrolled.

1. Number of executives and special officers.
2. Number of visiting teachers.
3. Class leaders (1945).
4. Members.
5. Number of non-LDS members of Relief Society (1973).
6. Total.

B. Increase.

1. Admitted to membership during the year.
2. Total enrollment and increase.

C. Decrease.

1. Removed or resigned (1920).
 2. Died.
 3. Total decrease.
- D. Membership, December 31.
1. Number of executive and special officers enrolled.
 2. Number of visiting teachers enrolled.
 3. Number of members enrolled.
 4. Total membership.
- E. Meetings and attendance. (In 1945 this was broken down for individual monthly meetings.)
1. Number of meetings.
 2. Average number present.
 3. Visits by stake board.
- F. General ward Relief Society meetings (1945).
1. March Saturday night.
 2. Visit by stake board.
 3. Annual ward conference.
 - a. General session held.
 - b. Officers meeting held.
 - c. Visits by stake board.
 4. Stake board visits at other Relief Society gatherings.
- G. Relief Society Magazine.

1. Number of magazines taken.
2. Does organization subscribe for Relief Society magazines?
3. Number of executive officers taking Relief Society Magazine (1925).

H. Visiting teaching.

1. Total visits.
 - a. Home (1945).
 - b. Not home (1945).
2. Number of visiting teachers (1955).
3. Number of LDS families in ward (1920).
4. Number of visiting teachers districts (1930).
5. Number of families in districts (1945).
6. Number of communications in lieu of visits (1945).
7. Day and time of monthly training report meeting (1945).
8. Number of non-LDS families listed for visiting (1960).

I. Service (1920). (Compassionate services, 1945.)

1. Days spent with the sick.
2. Visits to the homebound and sick.
3. Families helped.
4. Bodies prepared for burial.
 - a. Complete preparation (1945).

b. Dressing only (1945).

5. Number of funerals at which Society assisted (1945).
6. Number of days spent in temple work.
7. Assistance to missionaries or their families.
8. Number of hours of other compassionate service (1960).

J. Stake officers.

1. Number of stake officers and board members.
2. Number of stake meetings held.
3. Number of meetings of stake and local officers held (union meet).
4. Ward conference held (yes or no) (1925).
5. Number of Relief Society organizations in stake (1930).
6. Number of magazines taken by stake board members (1930).

K. Miscellaneous.

1. Number of books in library.
2. LDS women non-members eligible (1925).
3. Have outline subjects been studied? (yes or no).

L. Other activities (1945). (Welfare, 1955.)

1. Hours of service on Church welfare projects.
 - a. By Relief Society women receiving aid.

- b. By all other Relief Society women.
 2. Sewing service at Relief Society workday—Red Cross and other.
 - a. Average number of women.
 - b. Number of hours.
 3. Average number of women participating in welfare (1955).
 - a. Sewing at work meeting.
 - b. Sewing at sewing center.
 - c. Projects other than sewing.
- M. Other information (1945).
 1. Number of women who completed Red Cross courses (courses listed).
 2. Number of first aid kits.
 3. Number of ward home nursing supply kits.
 4. Number of wards maintaining list of nurses.
 5. Day and time of ward Relief Society meetings.
- N. Work meeting activities—articles completed (1945).
 1. For Society.
 2. For church welfare.
 3. For other (including Red Cross).
 4. Red Cross only.
 5. Total articles.
 6. Total: new, remodeled.

O. Welfare services (1955).

1. Number of family visits under direction of bishop.
2. Number of other contacts (1965).
3. Number of follow-up visits.
4. Number of women so visited who gave service on church welfare projects exclusive of work meeting sewing.
5. Number of women so visited who sewed at work meeting.
6. Number of women so visited who sewed for themselves and families.
7. Number of hours contributed by all females on welfare projects (1960).
8. Number of hours contributed on welfare projects by all females receiving church welfare assistance (1960).
9. Number of Relief Society members who assisted on any welfare project.

SUNDAY SCHOOL

The second auxiliary to be adopted by the Church was the Sunday School. The meetings of this organization were held in Ohio and Illinois on an irregular basis. The first Mormon Sunday School in the Rocky Mountains convened in 1849 in the home of

Richard Ballantyne. Soon other Sunday Schools were set up on a local basis with no formal organization.

In 1867, however, Brigham Young authorized the establishment of the Sunday School Union Society. In 1872, the name was changed to the Deseret Sunday School Union. In that same year the first Sunday School annual report forms were issued (see Appendix H).

Annual Reports, 1872-1958

These forms, the first ones used by any auxiliary, called for the following information:

1. Number of schools.
2. Number of schools not reported.
3. Number of teachers—by male and female and total.
4. Number of pupils enrolled—by male and female and total.
5. Number of classes taught—broken down by individual classes and totaled at the end.
6. Number of books in library.
7. Amount of funds collected and dispersed.
8. Average attendance of pupils (1873).
9. Average attendance of teachers (1874).

In 1878, a page of instructions was included. The following year, a recapitulation of the year's statistics was published

in a Sunday School sponsored magazine, The Juvenile Instructor.

The form changed with the addition or deletion of certain classes from the Sunday School curriculum. By 1957, the enrollment and average attendance were called for by classes as well as the unit total.

Monthly Reports, 1959-1964

In 1959, the annual report was discontinued and a monthly report was used until 1964. Where the annual report stressed enrollment and attendance at Sunday School, the monthly report was more concerned with organizational mechanics. The report remained substantially the same for all five years of its use and included these items:

1. Ward/branch membership.
2. Number on cradle roll--under three years of age.
3. Number of Sundays reported.
4. Number of officers and teachers.
5. Teacher attendance and report.
 - a. Prayer meeting attendance.
 - b. Sunday School attendance.
 - c. Substitute teacher attendance.
 - d. Stake preparation meeting.
 - e. Instructor subscribers.
 - f. General board attendance.

- g. Lesson outline followed.
 - h. Number of new teachers reported.
6. Sunday School attendance.
- a. Active and potential members enrolled.
 - b. Average number in attendance.
 - c. Percent in attendance.
7. Enlistments.
- a. Number of personal visits.
 - b. Number of phone calls, cards or letters.
 - c. Total number of enlistment contacts.
8. Marks in roll books were reviewed this month.
9. Number of potential members transferred to active rolls this month.
10. Home Sunday School.
- a. Number.
 - b. Number enrolled.
 - c. Average number in attendance.
11. Ward or branch numerical standing for:
- a. Attendance at Sunday School.
 - b. Enlistment contacts.

Mission Reports, 1961-1966

From 1961 to 1966 there was an additional report sent in from the missions of the Church. This report was compiled as an

"annual" report, but was actually submitted monthly. It was one page long and included the following seven questions:

1. Total number of Church members in mission.
2. Number of Sunday School in mission (including home Sunday School).
3. Number of home Sunday Schools.
4. Total mission Sunday School enrollment (including officers and teachers).
5. Average weekly attendance during month.
6. Weekly percentage of attendance in month.
7. Number of Sunday School officers and teachers at end of month.

YOUNG WOMEN'S MUTUAL IMPROVEMENT ASSOCIATION

The Young Women's Mutual Improvement Association was organized in Utah by President Brigham Young in 1869. Originally called the Young Ladies' Department of the Cooperative Retrenchment Association, the organization was created to help the young LDS women to gain testimonies of the gospel.

In 1907 the first official report form of the Young Women's Mutual Improvement Association was issued. It was a one page report which was more concerned with the mechanics of operating the organization than it was with the personal welfare of the young

women involved (see Appendix H).

Annual Report, 1907-1967

The following information was called for from 1907 to
1939:

A. Membership.

1. Number of associations.
2. Number reported.
3. Number members enrolled (1915).
 - a. Senior.
 - b. Gleaner.
 - c. Mia-Maid (Junior).
 - d. Bee Hive.
4. Total membership.
5. Average attendance of members.
6. Average attendance of visitors (1925).
7. Average attendance of officers and class leaders
(1940).
8. Number of members on stake board.
9. Number local officers and class leaders (1915).
10. Number on missions.
11. Number of unmarried girls between the ages of
14 and 23 not enrolled (1925).
12. Number of unmarried girls between the ages of

23 and 35 not enrolled (1930).

B. Local meetings.

1. Number of wards holding joint officers meetings (1915).
2. Officers meetings:
 - a. Separate.
 - b. Joint.
3. Weekly meetings:
 - a. Lesson.
 - b. Testimony (1915).
 - c. Special activity (1915).
4. Sunday evening joint meetings.
5. Socials (1915).
6. Summer meetings (1920).
7. Recreational events (1925).
8. Class or group gatherings or outings (1925).

C. Stake meetings.

1. Number of stake board meetings.
2. Number of joint stake board meetings.
3. Number of stake and ward officers meetings.
4. Number of MIA meetings held on evening of stake quarterly conference.
5. Stake MIA convention (officers present).
6. Average attendance at stake and ward officers

meetings (1925).

D. Visits.

1. Number of times ward visited by stake officers.
2. Number of stake officers visiting wards.
3. Number of times stake visited by members of
General Board.

E. Library and journal (Era).

1. Number of books in traveling libraries.
2. Number of books in Association libraries.
3. Number of journals (Era) taken in wards.
4. Number of Associations subscribing for journal
(Era).
5. Number having bound volume of journal for current
year (1925).
6. Number of ward officers subscribing for Era
(1930).
7. Number of stake officers subscribing for Era
(1930).

F. Classwork.³

Courses of study—number of lessons.

G. Special activities (1915).

³The sub headings under this section varied according to the title of the class being taught.

1. Music.
 2. Public speaking.
 3. Story telling.
 4. Drama.
 5. Debates (1920).
 6. Declamations (1920).
 7. Dancing (1936).
- H. Bee-Hive work (1915)
1. Number of wards.
 2. Number of swarms.
 3. Number of Bee-Hive girls.
 4. Number attaining rank:
 - a. Builders.
 - b. Gatherers.
 - c. Keepers.
 5. Number of Bee-Hive gatherings (1920).
 6. Number of Bee-Hive lessons (1920).
 7. Number of swarm outings (1925).
- I. Joint reading course (1915).
1. Name of books.
 2. Number read.
- J. Mothers and daughters' day (1925).
1. Number of wards observing this day.
 2. Did stake observe this day?

From 1940 until 1967 the report format was changed several times. The information was basically the same in the categories of membership (enrollment and attendance) and meetings (ward and stake). The greatest changes in format came under the heading activities (or recreational events). The information below was called for on both the ward and stake basis:

A. Dance.

1. Number of dances held.
2. Total number at dances.
3. Number of instruction periods.
4. Total number of persons participating in floor-shows.
5. Number of Gold and Green Balls held (ward basis).
6. Number of wards holding dance festivals.
7. Number of Thanksgiving or Harvest Balls held.

B. Drama.

1. Number plays produced from MIA list of plays.
2. Number other plays produced.
3. Number blackouts, roadshows, short skits.
4. Total number persons participating:
 - a. On stage.
 - b. Off stage.
5. Number wards holding drama festival.

C. Class activities (not held on MIA night).

Classes listed individually.

D. Music.

1. Vocal (chorus) presentations:
 - a. 9 or more participants.
 - b. Fewer than 9 participants.
2. Total number of vocal participants.
3. Instrumental solos.
4. Instrumental duets.
5. Larger instrumental ensembles.
6. Total number instrumental presentations.
7. Total number instrumental participants.
8. Number wards holding music festival.

E. Speech.

1. Talks.
2. Retold stories.
3. Reading (scriptural or otherwise).
4. Debate.
5. Number of speech contests held.
6. Number participating in contests.
7. Number wards holding speech festivals.
8. Total number participating in speech.

F. Sports—number of sports events held in:

1. Softball.
2. Basketball.

3. Volleyball.
4. Tournaments.
5. Other (list).

G. Camping.

1. Number of girls participating in camping.
2. Number of these non-LDS.
3. Average number of days each girl camped.

Stake Report of Girls, 1960-1967

From 1960 to 1967 an additional report was used by the YWMIA. It was an attendance report broken down by individual classes. It included:

1. Enrollment.
2. Average attendance and percent attendance at:
 - a. Sacrament meeting.
 - b. Sunday School.
 - c. MIA.
3. Number of inactive girls.
4. Girls living away from home.
5. Non-LDS enrolled.
6. Ward YWMIA evaluation meeting held.

YOUNG MEN'S MUTUAL IMPROVEMENT
ASSOCIATION

On June 10, 1875, a fourth auxiliary, the Young Men's

Mutual Improvement Association, was organized to strengthen the young men of the Church just as the Young Women's Mutual Improvement Association strengthened the young women.

The first annual Young Men's Mutual Improvement Association report forms were issued in 1910 and called for the same basic information as in the Young Women's Mutual Improvement Association reports discussed above (see Appendix H).

The YMMIA reports were broken down by wards from the beginning in 1910, whereas the YWMIA reports did not do this until 1940.

In 1967 the YMMIA Annual Reports were incorporated into the Correlated Report (see chapter 7).

PRIMARY

In 1878 the Primary Association was formed as an organization for young Latter-day Saint children. In 1891 the first annual "Report of the Primary Associations" was issued. From then until 1943 a yearly form was used. From 1943 to 1950 there were monthly, quarterly, nine-month and summer reports used. The information called for was substantially the same in all cases. There were no Primary reports on file in the Church Historical Department from September 1, 1950 to August 31, 1959. From September 1, 1959, until the start of

the correlated report in 1967 the Primary used an annual report again.

The following information was included on these various reports (see Appendix H). The years in parenthesis indicate when that particular item was added.

A. General.

1. Number Associations in stake.
2. Number Associations reported (1910).
3. Number stake officers (1910), average attendance (1910).
4. Number of local officers, average attendance (1910).
5. Number of stake president's meetings (1921).
6. Number of stake board preparation meetings (1921).
7. Average number of wards visited monthly, total visits during year (1921).
8. Average number attending nursery (1960).
9. Average enrollment of officers and teachers throughout year (1961).

B. Meetings.

1. Number regular meetings held, not held (1910).
2. Number officers meetings (president's meetings, 1921).

3. Number conferences.
 4. Number fairs.
 5. Number entertainments, dances (1910), socials (1910), concerts (1910).
 6. Number preparation meetings (1910).
 7. Number special meetings.
 8. Number prayer meetings (1921).
 9. Average attendance officers at union meeting, percent (1931).
- C. Enrollment and average attendance. (By 1910 the enrollment was itemized by age-groups and by 1931 the average attendance was also.)
1. Number of boys, girls, total.
 2. Average attendance of boys, girls, total.
 3. Number of visitors during year, adult (1960).
 4. Number non-LDS children enrolled, average attendance (1960).
 5. Number enrolled during year (1910).
 6. Number not enrolled at end of year (1910).
 7. Number children under 4 enrolled, average attendance (1943).
 8. Number children over 12 enrolled, average attendance (1943).
- D. Exercises (1891 to 1899 only).

1. Number readings, number recitations, number testimonies, number sentiments.
 2. Music—vocal, instrumental.
 3. Essays, dialogues, sketches, manuscript papers.
 4. Book of Mormon stories, Bible stories (1899).
- E. Library report (1910).
1. Number children's books.
 2. Number song books.
 3. Number officers books.
 4. Number of books loaned from library during year.
- F. Children's Friend (1910).
1. Number of officers taking Children's Friend.
 2. Number of members taking Children's Friend.
- G. Report of Cub Scouting (1960).
1. Total number LDS boys participating.
 2. Total number non-LDS boys participating.
 3. Total number LDS adults.
 4. Total number non-LDS adults.
- H. Graduation (1961).
1. Total number LDS girls, boys.
 2. Total number non-LDS girls, boys.
 3. Number LDS (non-LDS) who should have graduated, as Second Class Scouts.

- I. Boys Scouts (1961).
 1. Number LDS (non-LDS) Trekkers promoted ready to pass Tenderfoot test.
 2. Total number LDS (non-LDS) registered with BSA.
 3. Number women (men) guide patrol leaders, registered with BSA.

CONCLUSION

The earliest formal organizational reports in the Church were auxiliary reports. They have all stressed the same basic information as the priesthood reports, i. e., enrollment, attendance and activity. Some auxiliary data was included on the statistical reports (see chapter 3). The Aaronic Priesthood reports contained information on Sunday School and YMMIA attendance. In 1967 auxiliary information was included on the correlated report (see chapter 7). By 1973 these organizations were no longer issuing their own statistical reports.

Chapter 7

CORRELATED REPORTS

In the early 1960's, after years of planning and experimenting, the Church initiated a program of priesthood correlation.

In describing its advent, President Marion G. Romney said:

Church correlation did not spring forth Minerva-like in the mid-1960's. It was born of necessity and after a long history of trial and error.

Its objective, as I understand it, is to so relate Church agencies, Priesthood and auxiliary, that all members of the Church will be, through them, taught the gospel, both activities and theology, in the most effective and harmonious manner.¹

Coordinating the priesthood and auxiliary courses of study was the first of many steps toward the total correlation of all Church activities under the direction of the priesthood.

In 1967 the correlation program carried over into Church reports with the introduction of the correlated report. The idea behind this new system was to put all information, statistical, priesthood and auxiliary, onto one report. At the time this went into effect, the Church published the following explanation:

¹Marion G. Romney, "The Basics of Church Correlation" (Salt Lake City: The Church of Jesus Christ of Latter-day Saints, 1967), p. 1.

Effective September 1, 1967, a correlated reporting system will be implemented for reporting priesthood and auxiliary activities.

Reports from each . . . group in the ward will be given to the ward clerk. He will assemble them into a unified correlated report . . . (which) after being approved by the bishop will be forwarded to the stake. The stake clerk will then prepare a stake report to be approved by the stake president.²

It is the first time there has been a unified system of reporting throughout the Church.

This new system, if properly followed, will give important information and statistics to General Authorities, stake and mission headquarters in prompt and orderly fashion.³

The value of this new report was three-fold. First, it coordinated all reports under the direction of the ward and stake clerks. Second, it established lines of communication through, not around, the priesthood leaders of the Church. Third, it provided Church leaders with a set of meaningful statistics to use in evaluating the progress of the organizations under their direction.

ELEVEN PAGE REPORT, 1967-1972

From 1967 to 1972, the report was eleven pages long and was compiled and sent in monthly from September 1 to August 31 of the following year (see Appendix I). It was itemized by individual wards within a stake and included a stake total and percentage

²The Church of Jesus Christ of Latter-day Saints, Priesthood Bulletin, III (July-August, 1967), 1-2.

³Deseret News, Church News [Salt Lake City], July 22, 1967, p. 3.

(where applicable). It included the following information. The years in parenthesis indicate when that particular item was added.

Statistical

A. Miscellaneous.

1. Number of ward members end of month.
2. Average attendance at Sacrament Meeting this month.
3. Percent attendance at Sacrament Meeting this month.
4. Number unbaptized—ages 9-21 end of month.
5. Number of wards holding Priesthood Executive Meetings.
6. Number of wards, independent branches, dependent branches.
7. Number of non-members living in stake area.

B. Genealogy.

1. Number holding current temple recommends.
2. Number family group sheets submitted for temple work.
 - a. This month.
 - b. Year to date.
3. Number of temple endowments performed.
 - a. This month.

b. Year to date.

C. Missionary.

1. Stake missionaries.

a. Serving from ward.

b. Who are seventies.

2. Full time missionaries.

a. Single women.

b. Single men.

c. Married individuals (count each).

d. Total.

3. Single men 19 through 25 who have not served a full time mission.

4. Convert baptisms. (In 1969-70 each of the four items below were done for "this month" and "year to date.")

a. By stake missionaries.

b. By full time missionaries.

c. By joint effort (not covered above).

d. Total.

D. Marriages.

1. Number of ward members married.

a. This month.

b. Year to date.

2. Temple marriages this month.

3. Temple marriages this year to date.
4. Percent married in temple this year to date.
5. Number married to non-members—year to date.
6. Number of sealings of husband to wife after civil marriage.

E. Youth.

1. Number in education program end of month.
 - a. High school age youth.
 - b. Number in line "a" enrolled in seminary.
 - c. Unmarried through age 25 attending college.
 - d. Number in line "c" enrolled in institute.
2. Number away from home end of month.
 - a. Unmarried through age 25 away from home (except servicemen, students and missionaries).
 - b. Those above not reported to the Council of Twelve.

F. Armed forces.

1. Number who entered the armed forces this month.
2. Number in line 1 not interviewed by bishop.
3. Number in line 1 not given serviceman's packet.
4. Total in armed forces end of month.
5. Number in line 4 not contacted this month by

letter of interview by bishop, by quorum
officers.

6. Number in line 4 not receiving the Church News,
The Improvement Era.

Fast Offering-Welfare
Statistics

- A. Ward membership end of month.
- B. Fast offerings.
 1. Contributed by individuals this month.
 2. Contributed year to date.
 3. Per capita this month.
 4. Per capita year to date.
- C. Persons assisted.
 1. This month.
 2. For the first time this year (1969-70).
 3. Year to date.
 4. Number who are able who should have worked
this month.
 5. Number of line 4 given work assignment.
 6. Number of line 5 assigned who did not work this
month.
 7. Number assigned who have not worked year to
date.
 8. Hours worked by those assisted this month, year

- to date.
- D. Employment.
1. Placements by wards this month, year to date.
 2. Number presently unemployed.
- E. Bishop's orders issued.
1. Number this month.
 2. Number without personal visit by bishop or Relief Society president.
- F. Donated labor welfare projects.
1. Number of ward members who worked this month, year to date.
 2. Number of hours donated this month, year to date.
- G. Mark "1" if food storage was stressed this month.

Home Teaching

- A. Number of families in stake at end of month.
- B. Families visited this month.
1. Number of families visited.
 2. Percent of families visited.
 3. Number of additional visits (omitted after 1969-70).
- C. Number of families discussed at an oral evaluation conducted by priesthood leaders with home teachers (omitted after 1969-70).

1. Concerning families visited.
 2. Concerning families not visited.
- D. Family Home Evening.
1. Number of families holding Family Home Evening.
 2. Percent of families holding Family Home Evening.
- E. Oral evaluations conducted by bishops with priesthood leaders (omitted after 1969-70).
1. Number of priesthood leaders.
 2. Number of line 1 with whom the bishop conducted an oral evaluation.
- F. Oral evaluations conducted by stake presidents with bishops (1970-71).
1. Number of bishops/branch presidents.
 2. Number of line 1 with whom oral evaluations were held during the month.
 3. Percent of line 1 with whom oral evaluations were held during the month.

Melchizedek Priesthood

This data was listed separately for high priests, seventies and elders.

- A. Number of quorums, groups.
- B. This data was listed separately for high priests, seventies and elders.

1. Number enrolled end of month.
2. Number assigned as home teachers.
3. Number holding Family Home Evenings.
4. Number holding current temple recommends.
5. Attendance (listed separately for Priesthood and Sacrament Meeting).
 - a. Average actually in attendance.
 - b. Average on other church assignment.
 - c. Total of lines a and b.
 - d. Percent attendance or other church assignment.
6. Number not attending at least one Priesthood or Sacrament Meeting.
7. Number attending Business Meeting.
8. Balance in cash account.
9. Cash value of other assets.
10. Check if weekly quorum presidency meeting held (elders only).

C. Total.

1. Total enrollment.
2. Total attendance or other assignment.
 - a. Priesthood.
 - b. Sacrament Meeting.

Aaronic Priesthood-Youth

Each item is listed for deacons, teachers, priests and total.

A. Enrollment (number).

1. Over-age (deacon: 14 to 21 years of age; teacher: 16 to 21 years of age; priest: 20 years of age).
2. Unordained—young men (ages 12 to 21) who are members of the Church, but who have not been ordained to the Aaronic Priesthood.
3. Total Aaronic Priesthood bearers 12 to 21 years of age including over-age on record at end of month.

B. Attendance (average number and percent).

1. Sacrament Meeting.
2. Priesthood Meeting.
3. Sunday School.
4. YMMIA.

C. Absence—number and percent not attending at least one Priesthood or Sacrament Meeting this month.

D. Achievement—total young men qualified to date for certificate of achievement.

Aaronic Priesthood—Adult

A. Enrollment.

1. Number 21 years and over.
 - a. Who hold the Aaronic Priesthood.
 - b. Unordained.
2. Number of married men under 21.
 - a. Who hold the Aaronic Priesthood.
 - b. Unordained.
3. Total enrolled at end of month.

B. Attendance—number attending one or more meetings
this month.

1. Priesthood Meetings.
2. Sacrament Meetings.
3. Discussion Circle, Advanced Seminar, etc.

C. Miscellaneous.

1. Number filling one or more assignments this
month.
2. Inactive.
3. Number enrolled who completed a priesthood
advancement seminar this month, year to date.
4. Ordinations of adult members.
 - a. To any office in Aaronic Priesthood this
month, year to date.
 - b. To Melchizedek Priesthood this month, year

to date.

5. Living away from home.
 - a. Those living away from home temporarily.
 - b. Number of above to whom letters have been written this month.
6. Number of socials held especially for Aaronic Priesthood-adults this month, year to date.
7. Number of wards where the division leadership is fully organized.

Primary

The data in A, B and C below was given by separate classes with a ward total.

- A. Enrollment—total LDS children enrolled in Primary (included total non-LDS).
- B. Attendance—average attendance of LDS children at Primary (included percent attendance and total non-LDS).
- C. Absence—number not attending at least one Primary meeting this month.
- D. Officers.
 1. Number of officers and teachers enrolled.
 2. Average attendance.
 - a. Prayer meeting.

- b. Primary.
- c. Ward Preparation meeting.
- d. Stake Preparation meeting.
- 3. Number enrolled for ward Preparation meeting (1969-70).
- 4. Number enrolled for stake Preparation meeting.
- E. Miscellaneous. (Items 3, 4 and 5 were dropped in 1969-70.)
 - 1. LDS Trekkers (Blazers, 1970-71).
 - a. Advanced this month.
 - b. Prepared to pass Tenderfoot.
 - 2. LDS Guides.
 - a. Who should have graduated this month.
 - b. Who graduated.
 - c. Who graduated as Second Class Scouts.
 - 3. Number of dependent (home) Primaries.
 - 4. Number of LDS children in line 3 above.
 - 5. Number of LDS children who turned 8 this month.
- F. Baptism (1970-71).
 - 1. Number who should be baptized this month.
 - 2. Number who were baptized this month.

Relief Society

- A. Enrollment (total number at end of month).

1. LDS females eligible for Relief Society membership (1970-71).
 2. LDS females enrolled in Relief Society (1970-71).
 3. Percent of all eligible LDS females enrolled in Relief Society (1970-71).
 4. Non-LDS females enrolled in Relief Society.
 5. Total Relief Society members.
- B. Attendance (total number in attendance).
1. Spiritual Living meeting.
 2. Homemaking meeting.
 3. Social Relations meeting.
 4. Cultural Refinement meeting.
 5. Total (1970-71).
 6. Average attendance at regular Relief Society meetings.
 7. Percent attendance at Relief Society.
 8. Number of non-LDS women attending one or more meetings (dropped in 1970-71).
- C. Absence—number Relief Society members who did not attend at least one regular meeting.
- D. Visiting teaching.
1. LDS families in visiting teaching districts.
 2. Non-LDS families listed for visiting teaching.
 3. Total of lines 1 and 2.

4. Home when visit made, not home.
5. Total families visited.
6. Communications in lieu of visits.
7. Total number of visiting teachers.
8. Total number of visiting teachers attending
Visiting Teacher meeting.

Sunday School

Items A, B and C were listed by course numbers for children, youth and adults with total.

- A. Enrollment—includes all members 3 and older, non-members, officers and teachers.
- B. Attendance (average number)—includes officers and teachers and percent attendance.
- C. Absence—number enrolled who did not attend this month.
- D. Other.
 1. Officers and teachers.
 - a. Average weekly attendance at prayer meeting.
 - b. Attendance at stake Leadership meeting (1968-69).
 - c. Attendance at ward Faculty meeting.
 - d. Instructor subscribers—or access.
 2. Number of superintendent's planning meetings

held this month.

YMMIA

Items A, B and C were broken down by age—group classes for LDS, non-LDS and total. A and B also included Young Marrieds, Mutual Study (until 1969-70) and officers and teachers.

- A. Enrollment—including total enrolled.
- B. Attendance (average)—including total attendance and percent attendance.
- C. Absence—number LDS not attending one or more MIA's this month.
- D. Activity.
 - 1. Dance.
 - a. Number held.
 - b. Total young men attendance (including floor show participants).
 - 2. Drama.
 - a. Number drama activities.
 - b. Total young men participants (including on and off stage).
 - 3. Music.
 - a. Number young men vocal presentations.
 - b. Number young men instrumental presentations.
 - c. Total young men participants.

4. Speech.
 - a. Number young men talks, stories, debates, etc.
 - b. Total young men participants.
5. Athletics (number of games played).
 - a. Basketball, volley ball.
 - (1) M-Man.
 - (2) Ensign-Explorer.
 - b. Golf.
 - (1) Senior.
 - (2) Junior.

YWMIA

The data on A, B and C was listed by age-group classes including adults for enrollment and attendance at MIA only. There were totals for the youth program and the total program.

- A. Enrollment—included non-LDS.
- B. Attendance (average).
 1. MIA (included percent).
 2. Sacrament Meeting.
 3. Sunday School.
- C. Absence (dropped in 1970-71)—number not attending any meeting listed in B above.
- D. Number in Mutual Interest Program (1970-71).

- E. Girls 12-21 members of record (1970-71).
- F. Number of ward Evaluation meetings held.
- G. Activity.
 - 1. Dance.
 - a. Number dances.
 - b. Total young women participants.
 - 2. Drama.
 - a. Number drama activities.
 - b. Total young women participants.
 - 3. Music.
 - a. Number young women vocal participants.
 - b. Number young women instrumental participants.
 - c. Total young women participants.
 - 4. Speech.
 - a. Young women talks, stories, debates, etc.
 - b. Total young women participants.
 - 5. Sports.
 - a. Sports events (games played).
 - b. Total young women participants.
 - c. Number certified in swimming (1967-68 only).
 - d. Number certified in life saving (1967-68 only).
 - 6. Camp (not included on 1968-69 form, but reinstated thereafter).

- a. Days camped.
- b. Total young women participants.
- c. Number certified campcrafter (1967-68 only).

There were three levels involved with this reporting process: the organization or quorum to the ward, the ward to the stake, and the stake to the general church. All three levels received the exact same information and that there was still an emphasis on organizations and not individuals.

In the 1972-73 correlated year, the MIA program was dropped as an auxiliary and was incorporated directly into the Aaronic priesthood program. At that same time, the responsibility for working with adult bearers of the Aaronic priesthood was given to the elders quorum, where they became known as "prospective elders."

These changes had a direct affect on the correlated report. The YMMIA page was combined with the Aaronic priesthood page and the Aaronic Priesthood-Adult information became part of the Melchizedek priesthood page. The deletion of these two areas cut the report to nine pages.

The format for the entire report was altered but the information called for remained basically the same.

THREE-PAGE REPORT, 1973-

In 1973, a further reduction of the form to three pages

took place. While introducing this new report, Elder Boyd K. Packer of the Quorum of the Twelve Apostles stressed that there was also a change of focus for the new forms.

. . . This system contemplates that we will report on the activity of individuals, not on the status of organizations. That means it will be easier to find them; it will be harder for them to get lost. Now, with that being true, even if we added to the reports, it would be an improvement if we could get to where we are counting individuals and looking after them.

Now, the criteria of the reporting system: (1) It is individual and not organizational. That is, even with this extensive report, all we can conclude when we are through with all of this is how the individual is doing in that one organization. We still do not know the extent of their other Church participation. In this report you will be able to see at a glance by individual and by age group on the appropriate level how the Church is doing in all of the organizations that are serving him. "We are blind," paraphrasing the poet, "unless we see that in this universal plan, nothing is worth the making, if it does not build the man. Why build these programs glorious if man unbuilded goes. In vain we build this Church unless the member also grows."

(2) These reports are informational; not motivational. To report it; to get them to do it. Now, that has been the theory behind a lot of this, that if you ask them to report it, they would have to do it. That is a theory which is demonstrably false. If it were true, all that we have been doing and all that we were requiring should have perfected us years ago. The reports now are informational. President Lee, in his sermon, talked about the gathering of information. These reports will be purely informational.

(3) These reports will stop on the level of their use. Generally speaking, most of what was collected came into general Church headquarters through all the channels. Now, the basic reports on individuals will stop at the ward level where they are useful. There will be an accumulation by age groups and categories to go to the stake and then a compilation of the total that will come into general Church headquarters.

Now, in putting all this together, there has been this rule followed very vigorously. In order to survive as an item in the report it had to be more than interesting; it had to be more than useful. It had to be proved essential so that you

will have the basic essential information.⁴

The number of pages changed on all levels at this time. The wards received eight pages of data, but sent only one page to the stakes. They in turn sent only three pages to the general church (see Appendix I).

The stake forms were itemized with stake and individual ward totals for number and percent. It included the following:

General

- A. Members of record.
- B. Families.
- C. Unbaptized members of record 9 to 21.
- D. Average sacrament meeting attendance.
- E. Families visited by home teachers.
- F. Families holding family home evening regularly.
- G. Fast offering.
 - 1. Total received this month.
 - 2. Per capita this month.
 - 3. Per capita year-to-date.
- H. Welfare.

⁴Boyd K. Packer, "New Correlated Reporting System" (Salt Lake City: The Church of Jesus Christ of Latter-day Saints, 1973), pp. 1-2. (Mimeographed. See Appendix C for complete address.)

1. Persons assisted year-to-date.
 2. Persons assisted this month.
 3. Persons assisted this month who worked for assistance.
 4. Persons placed in gainful employment (Year-to-date).
- I. Missionary.
1. Members on full-time missions.
 2. Single men 19 to 26 who have not served a full-time mission.
- J. Military—members serving in the armed services.
- K. Members married year-to-date.
1. Total.
 2. For eternity.
 3. To nonmembers.
- L. Youth ordained to Melchizedek Priesthood year-to-date.
- M. Prospective Elders ordained to Melchizedek Priesthood year-to-date.

Adult

- A. Teacher development.
1. Graduated Basic Course (year-to-date).
 2. Goal selection visits this month.

3. Total officers and teachers (1974-75).
 4. Attended inservice this month.
- B. High priests.
1. High priests.
 2. Average priesthood attendance.
 3. Average sacrament meeting attendance.
 4. Average Sunday School attendance.
 5. Not attending any meeting.
- C. Seventies—same as high priests.
- D. Elders—same as high priests.
- E. Prospective elders—same as high priests.
- F. Institute.
1. Males enrolled.
 2. Females enrolled.
- G. Singles 18 and over.
1. Males 18 and over.
 2. Not attending any meetings.
 3. Females 18 and over.
 4. Not attending any meetings.
- H. Relief Society members.
1. Females 18 and over and married under 18.
 2. Average Relief Society attendance.
 3. Average sacrament meeting attendance.
 4. Average Sunday School attendance.

5. Not attending any meeting.
 6. Visits to members by visiting teachers.
 7. Compassionate service (1974-75).
- I. Sunday School.
1. Enrolled (child, youth, adult).
 2. Average attendance.
- J. Converts.
1. Converts baptized (21 and over).
 2. Converts baptized (8 to 21).
 3. Total convert baptisms.
 4. Number of families baptized.
 5. Those 7 years and under who became children of record when parents joined.

Youth

- A. Young men.
1. Enrolled.
 2. Average attendance.
 - a. Priesthood meeting.
 - b. Sacrament meeting.
 - c. Sunday School.
 - d. Aaronic Priesthood MIA
 3. Eligible for seminary.
 4. Enrolled in seminary.

5. Not attending any meeting.
 6. Not ordained at appropriate age.
 7. Interviewed by bishop (year-to-date).
- B. Young women.
1. Enrolled.
 2. Average attendance.
 - a. Sacrament meeting.
 - b. Sunday School.
 - c. Aaronic Priesthood MIA.
 3. Eligible for seminary.
 4. Enrolled in seminary.
 5. Not attending any meeting.
 6. Interviewed by bishop (year-to-date).

Child

- A. Enrolled in Primary.
- B. Average Primary attendance.
- C. Not attending any Primary.
- D. Enrolled in Sunday School.
- E. Average Sunday School attendance.
- F. Not attending any Sunday School.

CONCLUSION

In 1967, the correlated reporting system was introduced

for Church-wide use. It brought together on the same report all Priesthood quorums and auxiliary organizations. At first the form stressed organizational mechanics, but in 1973 a shift in emphasis was achieved. The reports began to focus "on the activity of individuals [and] not on the status of organizations."⁵ The goal of the Church had ever been to exalt the individual member, now the Church's reporting system truly reflected and strengthened this goal.

⁵Packer, op. cit., p. 1.

Chapter 8

SUMMARY

In the first four decades of the Church's existence, the reporting systems were informal. Important data about stakes and wards were submitted to Church headquarters orally or as part of the unit's annual history. From time to time, specific items were requested and returned in personal correspondence between general Church authorities and local leaders. After the arrival of the Latter-day Saints in Utah, a columned form with handwritten headings was used to report the number of persons enrolled in the various priesthood quorums and the number of specific ordinances performed. The history of official printed report forms may be divided into four periods.

1877-latter Nineteenth Century

The period from 1867 to 1878 was full of important organizational developments in the Church. In December, 1867, the Relief Society, whose meetings were held at best only irregularly in Utah, was organized on a Church-wide scale. From then until 1878, the other four priesthood auxiliaries were organized or reorganized throughout the Church.

In 1877 great effort was taken to complete the local ecclesiastical organizations. On July 11 of that year the First Presidency of the Church issued a circular letter that has been described as ". . . one of the most important documents in Mormon history. It marked the turning point in the organizational patterns of the Church. . . ." ¹ Until this time many of the stakes were presided over by members of the Council of the Twelve Apostles. These General Authorities were released in 1877 and replaced by local leaders. Wards and priesthood quorums were also reorganized. From this time on there was only one high priests quorum per stake. Quarterly conferences were reemphasized. Young men began to receive regular ordinations to the Aaronic Priesthood and children received the sacrament in Sunday School. ² Thus these organizational changes affected all age levels of Church membership. They signalled the end of the pioneer era and the beginning of a more established period in the Church.

At this time reports also entered their first formal period. In 1872 the first auxiliary reports were issued by the Sunday School. The year 1877 is of prime importance to the

¹James R. Clark (ed.), Messages of the First Presidency, II (Salt Lake City: Bookcraft, 1965), p. 283.

²Ibid., pp. 284-88.

Church's formal reporting systems. The First Presidency's Circular letter of that year emphasized "that every member of the Church [should] have his name enrolled in the church record of the ward and stake in which he lives. . . ." The letter continued:

Reports should be made, giving the number of members and officers, . . . the number of families, the number of ordinations, of baptisms, of excommunications and births and deaths, with the sex and age of both of the latter. . . . In each ward a record of all these matters must be kept and . . . a transcript of these records should be handed to the President of the stake, whose duty it is to compile the same for record. A report should be made by the President of each stake to the First Presidency.³

To expedite this directive, two devices were introduced in 1877. The first was the "Long Book." This record of membership was kept in all wards and included the enrollment and ordinance information that was requested by the First Presidency.

The second was an updated version of the "Stake Quarterly Report." It, too, contained the requested data and was sent in to Church headquarters.

These two items, the "Long Book" and the "Stake Statistical Report" were the first formal instruments used by the Church to measure enrollment and ordinance data. They came as part of a general movement in the Church for more effective local ecclesiastical organization. They both were used until around 1900.

³ Ibid.

Early Twentieth Century

As the twentieth century dawned, there was great optimism in the Church for a bright future. During the first decade of the century, there was expanded interest in Church activity. For example, when Joseph F. Smith became President of the Church, he also assumed the role of General Superintendent of the Sunday School and Young Men's Mutual Improvement Association. With this move, the auxiliaries began to stress activity. Formal class instruction was begun in the Relief Society. The MIA and Sunday School separated the various age groups into "graded" classes for instruction. Parents class was added to the Sunday School curriculum. The Church made notable progress during this time and the auxiliaries kept up with this progressive era.

This was also a period of reemphasizing the work of the priesthood. The First Presidency urged local leaders to hold priesthood meeting on a weekly basis. Uniform courses of study were added to the Melchizedek Priesthood program. Ordination to the various offices in the Aaronic Priesthood started to take place at specific ages.

This decade of progress in Church programs was also reflected in the reports of the period. In March of 1900 a smaller size membership book was adopted for general use throughout the Church. This "short form" replaced the "long book" which had been bulky and difficult to handle.

A new statistical report, Form J, was introduced along with Form E. The latter stressed changes in the status of individual church members such as births, marriages, ordinations, etc. The YWMIA and the YMMIA issued their first annual reports during this period, and the Primary expanded the number of items on its form.

During this time the reports reflected the change in emphasis. Not only did the Church want to account for each of its members, but also for the degree of activity exhibited by them. Attendance began to be stressed.

With the organizational changes that took place in this decade a renewed emphasis was placed on development of local stakes, wards and quorums. This was also reflected in the reports since much of the data required on the forms was to reveal the status of organizations. These trends in reporting procedures continued to the mid-1960's.

Mid-twentieth Century

In the period just following World War I, there was a relocation of population in America. Urban areas rapidly increased while rural areas saw a sharp decline. The Church was also affected by this movement. In the 1920's and 1930's there was a dispersion of the Latter-day Saints from Utah, Idaho and Arizona into other regions where new job opportunities awaited

them. The Great Depression of the 1930's caused an increase in Mormon migration, especially to California. By 1940, there were over twenty stakes outside the Intermountain Region.

This dispersion to outlying areas created an increased need for the Church to more thoroughly supervise the local units. To facilitate this, in 1935, the First Presidency and the Quorum of the Twelve were released as leaders of the auxiliaries. Six years later, Assistants to the Twelve were called, expanding the number of General Authorities.

During this period, Church reports began to reflect the need for more thorough local supervision. The annual Form J statistical report was discontinued and a new monthly report was introduced. The Presiding Bishop's Office also issued a new monthly Aaronic Priesthood form. A partial shift from annual to monthly reports filled the Church's needs at that time.

The year 1941 also saw the introduction of a record of membership format that was used for over thirty years. When a member changed residence, these 8-1/2" x 5" forms were forwarded to his new ward, helping to better keep track of members involved in the population dispersion.

Later-twentieth Century

In the 1960's and early 1970's there was a shift in the moral tone of the United States. Wide scale immorality and

social unrest created a need for family unity as never felt before. During this time, the Church, after years of trial and error, embarked on a program to correlate all Church activity under the direction of the priesthood. The correlation program stressed the need for solidarity in the home with the father, as the priesthood bearer, at the head of the family. The program was designed to focus attention on the individual Church member. With the old moral and social structures in the world crumbling around him, the individual member needed to look to the Church for strength as never before.

In 1967 the priesthood and auxiliary information was brought together into one report. Called the Correlated Reporting System, it was designed to aid leaders of the Church at each level to measure the progress and activity of those under their direction. The report at first still stressed the status of organizations instead of individuals. Then in 1973, the report was cut to three pages at the stake level with the focus squarely on the needs of individual Church members.

In 1972, a computerized record system replaced the 8-1/2" x 5" membership cards. This new system was designed to increase the accuracy of the membership data and the efficiency with which it was reported. If used properly it would decrease the time needed to transfer the information from place to place

as a member changed his place of residence. It also made possible a collection of meaningful statistics for Church leaders.⁴

Like the correlated report, this "Automated Membership System" was designed to better focus attention on each person in the Church.

FINDINGS

From the data gathered in this study the following findings were obtained:

1. The holy scriptures counsel the Church to keep records of its members and their activity.
2. The earliest Church reports dealt with enrollment and vital data.
3. Around the turn of the twentieth century these reports also began to stress attendance and organizational status.
4. Around 1940 the Church began calling for reports more frequently than once a year.
5. In the 1960's and 1970's all previous reports, except the Form E, were incorporated into the Correlated Reporting System.
6. In the 1970's the formal reporting system of the

⁴John H. Vandenberg, "Automated Membership System—Introduction Booklet" (Salt Lake City: The Church of Jesus Christ of Latter-day Saints, 1972), p. 3.

Church shifted its emphasis to the activity of the individual member.

7. Church reports are a reflection of the changes of emphasis in Church programs and organizations.

CONCLUSIONS

From the data gathered in this study the following conclusions are presented:

1. The Church urges accuracy from local units of organization to keep accurate records of members.
2. The Church strives to find better, more efficient and less time consuming means of reporting data.
3. The Church is constantly upgrading the quality of its reports and their usefulness for Church leaders.

USEFUL STATISTICS

Prior to the initiation of the Correlated Report, the level of Church activity was measured on individual priesthood and auxiliary reports. If a researcher wished to trace the activity of female members, he could consult Relief Society reports. Youth activity was measured by Aaronic Priesthood, MIA and Sunday School reports (when done by age groups). The correlated form brought all the information about an age level to one section of the same report. This made compiling useful activity statistics

much easier.

Comparing useful statistics allows the reader to measure Church trends. To aid in this process, the author has compiled a chart of the location of important data prior to the correlated report. It contains examples of important statistics for measuring Church progress and what forms they were reported on (see Appendix D).

RECOMMENDATIONS FOR FUTURE STUDY

This thesis has opened the way for future study in many areas.

As stated in the introduction, David Mayfield of the Church Library Staff has suggested making a master file of every report the Church has ever used. This would enable the student to see exactly when changes were made in the reports.

Students interested in Church programs as well as in sociology, economics, family relations, etc. could examine the actual statistics and measure the long range growth patterns of activity.

One area not covered by the thesis is financial reports. The author believes that a full thesis could be written on this subject.

Another thesis could be done on proselyting activities of

full-time missionaries as reflected in their reports.

Reports prior to the use of official printed forms is another area open for study as is minutes of meetings and other non-form reports.

The writer would also strongly recommend that the Church Historical Department require a higher quality of work from its microfilmmers. Many reports, even recent ones, are extremely difficult to read. Serious consideration should be given to re-doing much of the microfilming.

The Formal Reporting System of The Church of Jesus Christ of Latter-day Saints provides a gold-mine of information for researchers.

BIBLIOGRAPHY

BIBLIOGRAPHY

A. PRIMARY SOURCES

1. Scriptures

The Book of Mormon. Salt Lake City: The Church of Jesus Christ of Latter-day Saints, 1970.

The Doctrine and Covenants. Salt Lake City: The Church of Jesus Christ of Latter-day Saints, 1971.

The Holy Bible. King James Version. Cambridge: University Printing House, 1972.

The Pearl of Great Price. Salt Lake City: The Church of Jesus Christ of Latter-day Saints, 1971.

2. Other Primary Sources

Journal History of The Church of Jesus Christ of Latter-day Saints. 1846. Church Archives, Historical Department of The Church of Jesus Christ of Latter-day Saints, Salt Lake City.

Smith, Joseph. History of The Church of Jesus Christ of Latter-day Saints, ed. B. H. Roberts. 7 vols., 2d ed. rev. Salt Lake City: Deseret Book Co., 1959-1960.

Vandenberg, John H. "Automated Membership System—Introduction Booklet." Salt Lake City: The Church of Jesus Christ of Latter-day Saints, 1972.

B. CHURCH REPORTS*

1. Statistical Reports

Form J—Annual Financial and Statistical Report, 1904-1938.

*All reports in this section are from Church Archives, Historical Department of The Church of Jesus Christ of Latter-day Saints, Salt Lake City, Utah.

Mission Annual Report, 1910-1951.

Monthly Stake Statistical Summary, 1965-1967.

Monthly Statistical Report, 1939-1961.

Monthly Ward Statistical Report, 1964.

Quarterly Confidential Report of Stakes, 1964.

Quarterly Stake Activity Report, 1965-1967.

Stake Quarterly Reports, 1852-1903.

Statistical Report with Form E, 1941-1972.

Stake and Ward Quarterly Reports, 1919-1938.

2. Records of Members

Automated Membership System, 1973-

Form E Report, 1907-

Form 42 FP Report, 1907-

Membership Record Books, 1877-1940.

Ward Record of Members, 1941-1973.

3. Priesthood Reports

a. General

Form J--Annual Financial and Statistical Report, 1910-1938.

Monthly Statistical Report, 1939-1961.

b. Melchizedek Priesthood

Confidential Annual Report, 1944-1964.

Form M--Annual Report, 1914-1943.

Quarterly (Monthly) Report, 1942-1963.

Seventies Quorum Report, 1895-1914.

c. Aaronic Priesthood

Annual Report of Aaronic Priesthood, 1903-1909.

Form J—Annual Financial and Statistical Report, 1910-1938.

Stake and Ward Quarterly Report, 1923-1938.

Stake Monthly Reports for Aaronic Priesthood Youth, 1941-1967.

Stake Monthly Reports for Senior Members of the Aaronic Priesthood, 1944-1967.

4. Auxiliary Reports

a. Relief Society

Annual Report, 1914-1973.

Statistical and Financial Report, 1880-1881.

b. Sunday School

Annual Report, 1872-1958.

Mission Report, 1961-1966.

Monthly Report, 1959-1964.

c. YWMIA Reports

Annual Report, 1907-1967.

Stake Report of Girls, 1960-1967.

d. YMMIA Reports

Annual Report, 1910-1967.

e. Primary Reports

Annual Report, 1891-1945.

Mission Quarterly Report, 1945-1950.

Nine Month Report, 1943-1950.

Quarterly Report, 1934-1936.

Stake Annual Report, 1959-1967.

Stake Monthly Report, 1924-1948.

Stake Summer Report, 1944-1950.

5. Correlated Reports

Eleven Page Stake Report, 1967-1972.

Nine Page Stake Report, 1972-1973.

One Page Ward Organization Report, 1973-

One Page Ward Report, 1973-

Three Page Stake Report, 1973-

C. UNPUBLISHED MATERIALS

Packer, Boyd K. "New Correlated Reporting System." Salt Lake City: The Church of Jesus Christ of Latter-day Saints, 1973. (Mimeographed.)

Romney, Marion G. "The Basics of Church Correlation." Salt Lake City: The Church of Jesus Christ of Latter-day Saints, 1967. (Mimeographed.)

D. SECONDARY SOURCES

1. Books

Allen, James B., and Richard O. Cowan. Mormonism in the Twentieth Century. Provo, Utah: Brigham Young University Press, 1964.

Jaussi, Laureen R., and Gloria D. Chasten. Fundamentals of Genealogical Research. Salt Lake City: Deseret Book Co., 1966.

McConkie, Bruce R. Mormon Doctrine. 2d ed. Salt Lake City: Bookcraft, 1966.

Whitney, Orson F. Life of Heber C. Kimball. 3d ed. Salt Lake City: Bookcraft, 1967.

2. Articles

"Importance of Records and Record Keeping in the Church of Jesus Christ," The Improvement Era, LIX (January, 1956), 49.

Lund, A. William. "The Importance and Method of Record Keeping," The Improvement Era, XXXVII (August, 1934), 494.

Stapely, Delbert L. "How to Use Records and Reports," The Improvement Era, LXXII (August, 1969), 16-18.

APPENDIX A

"How to Use Records and Reports"

by

Delbert L. Stapley

The Improvement Era, LXXII (August, 1969), 16-18.

HOW TO USE RECORDS AND REPORTS

One definition of the word record reads: "To put in some permanent form; keep for remembrance." Another, "to set down in writing so as to keep for future use."

The messages of the prophets remind us that records among God's people have two primary purposes:

1. To help people develop spiritually and progress toward immortality and a glorious eternal life.
2. To serve as instruments in the hands of selected servants of God in judging people under their jurisdiction.

Some of the greatest of the prophets were authors and keepers of the records, including Moses, Samuel, Isaiah, Nephi, Mormon, Moroni, John, and Paul.

Records through the ages have been lasting communication lines between the Lord's prophets and his people. Through records people have been lifted to a greater knowledge of the Lord; they have learned his divine will and his plan and guideposts for journeying on the joyful path that leads back into his presence. It is important to stress this matter of communication. With good two-way channels of communication open and functioning, weaknesses may be avoided and strong points fortified.

But records are more than lines for lifting us heavenward. That brings us to their second primary purpose: to serve as instruments in the hands of selected servants of God in judging people under their jurisdiction.

To Nephi, the Lord spoke: "For I command all men, . . . that they shall write the words which I speak unto them; for out of the books which shall be written I will judge the world, every man according to their works, according to that which is written." (2 Ne. 29:11.)

In this dispensation, the Lord has said of the role of

records in judging: ". . . and another book was opened, which was the book of life; but the dead were judged out of those things which were written in the books, according to their works. . . . And the book which was the book of life is the record which is kept in heaven. . . ." (D&C 128:7.)

Thus records have been important with God's people through the ages and are important today. They are vital to all who have positions of leadership in the Church, to help people in their quest toward eternal life and to assist in the judgment and judging in the kingdom.

It must always be remembered that records have never been the goal nor the end product in the Church, either ancient or restored. Rather, they have served as tools in the upbuilding of individuals and thereby the upbuilding of the kingdom of God.

Records are passive; reports are, or should be, alive and vibrant. Note one of the definitions of a report: "An account of something seen, heard, read, done, or considered." Notice that the verbs are all action words. Another definition reads: "An account officially expressed, generally in writing."

Reports need to be complete, accurate, legible, neat, and in on time; and they should provide information upon which valid decisions can be made. These would include copies of notes, minutes, statistical and other reports that are prepared by the clerks and secretaries and distributed to the administrative officers for study and consideration.

Reports should contain information on factors that will lead to action on the part of the leaders receiving them. A report should be in the best possible form for the presentation of the subject matter.

Reports are to be submitted to and used by the administrative officers of the wards and branches, the stakes and missions throughout the Church. It is the responsibility of these leaders to see that the reports are correctly completed.

It is also the responsibility of the presiding authority in every case to select and train those who will act on the reports as well as those who will prepare them. A strong leader knows that if he develops his associates, he will become even stronger.

Even greater attention will be given by the General

Authorities to the selection of stake administrative officers and clerks as they are chosen, sustained, and set apart. The responsibility each has toward the reports will be stressed at the time of the call. A good leader inspires other men and women with confidence in him; a great leader inspires them with confidence in themselves.

After proper and prayerful selection, the chosen stake clerks will train their assistants and they together will train the secretaries to the priesthood quorums and auxiliaries, as well as the ward clerks and their assistants. The ward clerks in turn will train their assistants and the secretaries to the Aaronic Priesthood quorums and the secretaries to the ward auxiliaries. The better informed these important workers are, the better jobs they will be able to perform, and time spent in training these people in the proper functioning of their work will be rewarded by better reports that will enable the administrative officers to do a better job.

Good reports spotlight the weak areas requiring attention and also point up the areas of strength. The leader can detect whether a unit is progressing or retrogressing, whether the people under his jurisdiction are developing spirituality or declining in spirituality. Accurate reports reveal the direction in which the organization is going, and emphasis should be placed constantly on the correct preparation of the reports and to assure that reports are submitted on or before the due date. Reports should be reviewed carefully and comments made in the space provided. This is the best evidence that the report has been studied and hopefully used.

An able leader uses reports as a mariner uses his compass: to check the course and to learn the direction in which he is traveling. Good reports can be the eyes of the administrators in watching the progress on the various church fronts that are his responsibility. The effective leader will study and review reports faithfully. As he studies good reports, he will see the figures and statistics come alive, and instead of numbers he may see that Jack Jones has not been graduated from Primary as a second class Scout, that he hasn't been ordained to the Aaronic Priesthood, nor has he started to attend MIA meetings.

A well-advised leader can advise his flock well. He can be specific in complimenting meritorious accomplishments and give pinpoint encouragement in instances where improvement can be attained or where more appropriate action is required.

Local leaders should study the reports diligently. They should have the facts and figures at all times. It may be well to remember the adage, "Leadership filters down from the top; it doesn't bubble up from the bottom."

With good records and reports, a leader can evaluate his own performance. He can compare the performance of his people now in contrast to a month ago, a year ago, or even two years ago or longer. Someone has said, "Nothing is good or bad except by comparison." It is better to be one's own severest critic and to make comparisons with himself and his standards rather than with others. Here are some areas of comparison: The gospel teaches eternal progression. What progress are the Church members under my jurisdiction making? What percentage of them are attending sacrament meeting now, compared with a month ago? A year ago? Two years ago? What percentage of adult members are qualifying for temple recommends? What percentage of marriages are being performed in the temple? In which direction are we moving in the percentage of our youth attending seminary or institutes? These are merely examples; the properly prepared reports will reveal many other items of importance.

Statistical reports represent the actions of individuals, and we should ever be mindful that what matters is our concern with the child of God within our area of responsibility, and not the figure that represents him on the report.

There are other important considerations in the lives of individuals that concern the leader that are not reflected in the records or reports, but records and reports are yardsticks we need to use continually for measuring performance.

A leader who leads without using his records and reports is like a pilot flying without instruments. He should question the trends shown in the reports and ask why. Then he can make the necessary moves to strengthen the situation or situations.

An effective and dedicated leader will set goals for himself. Once he determines through a study of the reports where his organization has been going in certain areas of performance, he can weigh where he wants to go in helping people grow spiritually.

Through the use of written reports the leader can review on a month-to-month basis the big picture of the entire program of the Church, as it seeks to exalt the individual. Records and

reports help the wise leader to keep the program in proper balance and relationship.

In the divine plan of things, the individual is supreme. The programs of the Church and the reports of their functioning are aimed to help each member of the Church enjoy a more meaningful life here and hereafter. This will be accomplished as we improve our lines of communications; a well-informed worker is a more effective worker.

Reports of the various activities of the Church come together at the intersection of the bishop's desk. Under priesthood correlation the bishop becomes more interested in individuals than in programs, even though the church programs are vitally necessary. He will be more interested in filling their needs and in helping them move heavenward than in turning in a favorable statistical report. He will review the reports in terms of what the activities in his ward are doing toward uplifting individuals. He will study the figures as symbols of souls. He will probe beyond those symbols and into the lives of the people he has been called to lead. Good reports will follow good activity; good reports will reflect the performance of dedicated members.

A wise bishop will use reports for guidance in his oral evaluations with priesthood leaders. He will use reports for his discussions at ward executive and council meetings. He will use the records to inquire about specific families, both the active and the inactive. He will use the figures to help guide him and his associates in making the moves necessary for building souls.

The stake president similarly will want to probe with his bishops and priesthood leaders beyond the reports. He will want to know how each bishop is meeting the responsibility of planning for and meeting the needs of the people in his ward. Regional Representatives of the Twelve will likewise inquire how a stake president is working with his bishops in serving his people.

Similarly, General Authorities, as they meet with Regional Representatives of the Twelve and stake presidents, will want to learn how programs are helping people.

But in all this effort to build souls, the time, the talent, and the energies of the leader will be far more productive if he studies, interprets, and wisely uses reports. These records will be more useful to him if they are accurate, complete, and punctual. The able leader will therefore choose capable record

keepers. He will see that they are trained and that they know their duty fully.

Indeed, the first purpose of records and reports is to help every man and woman to grow through knowing Jesus the Christ and in following his plan toward perfection and eternal life. Moroni, one of the great recorders in the cause of the Lord, gave this counsel for all of us as he sealed up his record:

"Yea, come unto Christ, and be perfected in him, and deny yourselves of all ungodliness; and if ye shall deny yourselves of all ungodliness and love God with all your might, mind and strength, then is his grace sufficient for you, that by his grace ye may be perfect in Christ. . . ." (Moro. 10:32.)

I pray that the Lord will bless us that we may be equal to our tasks.

APPENDIX B

"Importance of Records and Record Keeping
in The Church of Jesus Christ"

The Improvement Era, LIX (January, 1956), 49.

IMPORTANCE OF RECORDS AND RECORD KEEPING IN
THE CHURCH OF JESUS CHRIST

IMPORTANCE OF KEEPING RECORDS

First—God's Commandments
on Record Keeping:

a. Church records to be kept

As a part of the restoration of the gospel and the establishing of the Church and kingdom of God upon the earth in the latter days, Joseph Smith received several revelations from the Savior regarding record keeping. While the six young men were in session on April 6, 1830, organizing the Church of Jesus Christ in harmony with divine instructions, the Prophet Joseph Smith received a revelation, part of which states:

"Behold, there shall be a record kept among you; and in it thou shalt be called a seer, a translator, a prophet, an apostle of Jesus Christ, an elder of the church through the will of God the Father, and the grace of your Lord Jesus Christ." (D&C 21:1.)

b. Church historians and recorders

The first Church historian and recorder in this dispensation was Oliver Cowdery. He served until March 8, 1831, when he was replaced by John Whitmer, who received that appointment through special revelation from the Lord. We read in section forty-seven of the Doctrine and Covenants:

"Behold, it is expedient in me that my servant John should write and keep a regular history, and assist you, my servant Joseph, in transcribing all things which shall be given you, until he is called to further duties.

"And again, I say unto you that it shall be appointed unto him to keep the church record and history continually; for Oliver Cowdery I have appointed to another office.

"Wherefore, it shall be given him, inasmuch as he is faithful, by the Comforter, to write these things. Even so,

Amen." (D&C 47:1, 3-4.)

c. Records of all Church members to be kept

During the month of April, 1830, the same month that the Church was organized, Joseph Smith received a revelation regarding the keeping of a record of all Church members and a record of transfers from branches or wards to other branches or wards (D&C 20:82-84). In the same revelation, instructions were given regarding taking the names from the general Church record of people who had been expelled or excommunicated from the Church.

d. Records of "all that transpires in Zion" to be kept

On November 27, 1832, still another revelation on record keeping was given by the Lord through the Prophet to members of the Church. This revelation dealt with a number of items in the newly founded kingdom. To quote:

"It is the duty of the Lord's clerk, whom he has appointed to keep a history, and a general church record of all things that transpire in Zion, and of all those who consecrate properties, and receive inheritances legally from the bishop;

"And also their manner of life, their faith, and works; and also of the apostates who apostatize after receiving their inheritances." (D&C 85:1-2.)

The revelation continues by discussing the genealogies which should be kept and the various church records and history of the Church which should be written.

Second—Joseph Smith's Viewpoints
on the Importance of Record
Keeping in the Church:

a. Joseph Smith's viewpoint

On September 6, 1842, the Prophet Joseph Smith definitely pointed out that the records kept here on this earth would play a great part at the final judgment day, when members of the Church of Jesus Christ shall stand before the Lord to account for their works and lives while in mortality. The Prophet was discussing Revelation 20:12, which states: "And I saw the dead, small and great, stand before God; and the books were opened; and another

book was open, which is the book of life; and the dead were judged out of these things which were written in the books, according to their works."

b. Joseph Smith quoted

"You will discover in this quotation that the books were opened; and another book was opened, which was the book of life; but the dead were judged out of those things which were written in the books, according to their works; consequently, the books spoken of must be the books which contained the record of their works, and refer to the records which are kept on the earth. And the book which was the book of life is the record which is kept in heaven; the principle agreeing precisely with the doctrine which is commanded you in the revelation contained in the letter which I wrote to you previous to my leaving my place—that in all your recordings it may be recorded in heaven.

"Now, the nature of this ordinance consists in the power of the priesthood, by the revelation of Jesus Christ, wherein it is granted that . . . whatsoever you record on earth shall be recorded in heaven, and whatsoever you do not record on earth shall not be recorded in heaven; for out of the books shall your dead be judged, according to their own works, whether they themselves have attended to ordinances in their own propria persona, or by the means of their agents, according to the ordinance which God has prepared for their salvation from before the foundation of the world, according to the records which they have kept concerning their dead." (D&C 128:7-8.)

c. Conclusion on revelations regarding record keeping

In light of what has been quoted from modern revelation, it is very evident that record keeping constitutes one of the important activities in the Church of Jesus Christ and that it is one of the Lord's requirements that the work be done efficiently and accurately. It is also requisite that careful record must be kept of the good works performed by members of the Church of Jesus Christ in order that their names may be written ". . . in the book of the law of God, saith the Lord of Hosts [D&C 85:5]," and thereupon be recorded in the "Lamb's Book of Life."

Third—Latter-day Saints, a
Record-Keeping People:

a. A record-keeping people

From the days of the organization of the Church to the

present time and acting in complete accordance with the numerous revelations received by Joseph, the Prophet, secretaries, clerks, and historians in all the stakes, wards, missions, and branches of the Church, have written and compiled numerous records. These have been collected and housed in the Church Historian's Library in Salt Lake City; and this work will continue to be carried forward. The result is that in a little over one hundred years' time, one of the largest manuscript libraries found in connection with any similar organization or institution has been accumulated. In this respect the writer believes that the Latter-day Saints have been obedient to the Lord's commandments, and thereby may be classed as a record-keeping people.

b. Individual Church members, record keepers

Many individuals in the Church also have been diligent in keeping their personal records and in working out their genealogies. The Prophet Joseph Smith set the example by having a daily journal kept of all of his activities in establishing the kingdom of God. Brigham Young and many others followed his example. Of course these prophets and presidents of the Church were so busy that it was necessary for clerks to do the recording of their numerous activities; however, from their journals and the journals of many other leading brethren and sisters of the Church, comprehensive Church histories are written and published. Few, if any, other groups of frontier peoples have been more devoted to writing journals and keeping records of all things that transpired among them than have the members of the Church of Jesus Christ of Latter-day Saints. It has resulted in numerous documents, journals, periodicals, histories, and other publications to be produced. Many of these have been collected in the Church Historian's Library, supplementing the manuscripts housed there. This library serves as a rich field in which research historians work.

Fourth—Importance of Record

Keeping:

a. Records for the benefit of the dead

The revelations from the Lord on keeping records quoted in this article, point out some of the importance attached to record keeping in the Church; however, that subject can be elaborated somewhat.

Record keeping is of vital importance in genealogical work. The wonderful promise given by Malachi that Elijah would come in the latter days and ". . . turn the heart of the fathers to the children, and the heart of the children to their fathers. . . . [Malachi 4:6]" could not be fulfilled without records and the diligent work of researchers in that field, climaxed by temple work, constitutes one of the major programs in the Church of Jesus Christ. All of these records are of vital concern to those who work in the temples for salvation for the dead, as well as to the departed ones for whom the temple work is done.

b. Records for the benefit of the living

Record keeping is just as vital for those living in God's kingdom as it is for the dead. It is absolutely necessary to keep an accurate record of births, blessings of babies, baptisms, confirmations, transfers of members from one part of the Church to other localities, marriages, divorces, excommunications, and deaths. In addition to these items, activities of all the priesthood holders and quorums, as well as of all the auxiliary organizations and other meetings held under Church direction, must be recorded accurately in order that the attendance, those who participate, and the things accomplished therein may be preserved.

c. Records of economic affairs must be kept

Records of the economic activities of the Church and of its members must be carefully kept. The "Book of the Law of the Lord" must contain an accurate account of payment of tithes, fast offerings, welfare contributions, ward maintenance, building assessments, and other financial aid given by faithful and humble Church members for the up-building of the kingdom of God here upon this earth. As a reward for all of these activities in connection with the living according to "every word that proceedeth forth from the mouth of God [D&C 84:44]," members of the Church of Jesus Christ prepare themselves against the great day when calamities come upon the earth and when the earth shall be consumed with fire; "for he that is tithed shall not be burned at his [Jesus'] coming," saith the Lord (D&C 64:1, 23-25). They shall rise with the just and shall dwell in the presence of God.

Fifth—Importance of the Calling of
Quorum Secretaries:

Ofttimes a man who is appointed to the position of

secretary of a Melchizedek quorum feels that his calling is of little importance and his contribution will be of little worth in the kingdom of God. The revelations from the Lord quoted in this article on the importance of record keeping should dissuade any discouraged quorum secretary from such erroneous thinking.

As has been pointed out, accurate and capable secretarial work is of great value in the Church of Jesus Christ. Men who hold the appointment of secretary of a Melchizedek Priesthood quorum, the position of ward clerk, or of stake clerk, or even secretarial jobs in the auxiliary organizations, have received signified appointments carrying definite responsibilities; and their labors will be accounted as of great worth to the furtherance of the kingdom. Therefore, it is advised that all quorum secretaries and others holding secretarial positions in any of the Church organizations be cognizant of the importance and responsibilities of their callings and be determined to do their work to the best of their abilities. Under such conditions, they may serve as valuable aids to stake presidencies, to bishoprics, to quorum presidencies, or to whoever may have been assigned to preside over them.

It would be difficult for the Church or the kingdom of God to be built in righteousness and to move forward in accordance with the Lord's divine design without expert secretarial work being done faithfully.

Sixth—Efficient Secretaries to be Appointed:

With the foregoing information in mind, stake presidencies are advised to select outstanding, capable, efficient, and honorable men to serve as stake clerks to keep the records on that level. Similar advice is extended to all quorum presidencies throughout the Church in the selection of quorum secretaries. Also, bishoprics should choose carefully men who are qualified, faithful, and efficient, with natural talents towards the work of keeping records and making reports, to serve as ward clerks. After these selections have been made, these brethren are to be set apart to their respective callings and given instructions regarding their activities. A careful check should be kept on their work with suggestions given from time to time. A vast amount of work and responsibility can be taken from the shoulders of presiding officers through the work of capable clerks and secretaries.

APPENDIX C

"New Correlated Reporting System"

by

Boyd K. Packer

REGIONAL REPRESENTATIVES OF THE TWELVE SEMINAR

April 4-5, 1973

Second General Session - April 5, 1973

WELCOME

PRESIDENT SPENCER W. KIMBALL: Brethren and Sisters, we are happy to spend this day in preparation for the great work that is before us. It is a real pleasure to have with us today the entire First Presidency, all of the Twelve, except Elder Hugh B. Brown, and most of the other General Authorities.

This is a great event each six months to meet all of you and to have with us the Presidency of the Church -- President Harold B. Lee, President Nathan Eldon Tanner, President Marion G. Romney -- and all of the other Brethren. We look forward each time to this provocative theme that President Lee always gives us, and then we study it and work on it for long periods afterwards. And so, this morning, again, we are to hear from the President of the Church, President Harold B. Lee.

PRESIDENT HAROLD B. LEE: (attached)

NEW CORRELATED REPORTING SYSTEM:

ELDER BOYD K. PACKER: I have a very happy assignment - to announce the conclusion of what I think might well be termed one of the most difficult of all tasks relating to correlation. It has been eight years in preparation--the last five years of intensive activity as referred to this morning by President Lee--and we are announcing that beginning September 1, 1973 the new system of correlated reports will be introduced Churchwide. It has been tested in many stakes and has since last September been in operation in all of the stakes outside of the United States and Canada.

I might mention this. There is a change in approach to reporting. If you can understand this, you will understand the basis of what we will be doing. This system contemplates that we will report on the activity of individuals, not on the status of organizations. That means it will be easier to find them; it will be harder for them to get lost. Now, with that being true, even if we added to the reports, it would be an improvement if we could get to where we are counting individuals and looking after them.

Recently a certified public accountant who is a stake clerk said, "With all my professional training, I cannot do an adequate job of compiling the reports presently required in my stake in a 40-hour week." Now, in answer to that, let me bring you up to date.

About eight years ago the reporting system was organized as the correlated reports then consisting of 11 pages. Two years ago it was reduced to 9 pages. In the system that will be operative beginning September 1, a further reduction has taken place: the nine-page ward report which presently consists of 731 entries will consist of one page--a reduction of eight pages and of 245 entries. The stake report, nine pages presently calling for 4909 entries, will be reduced to three pages of 1794 entries. The 4909 entries accumulated takes something in excess of 8000 mathematical computations each month in the stake.

4/5/73

-2-

On the general level, when this reporting goes into effect, it will have the benefit of 131,000 fewer 8½" x 11" pages flowing to the Presiding Bishopric annually. That is, I think, something like 250 reams of paper reports fewer than we have had. Incidentally, this all contemplates the substantial growth of the Church; even with the growth of the Church there will be that reduction.

The entire reporting system: (copy attached - you have a copy in the back section of your binder.) The only thing that you would need in a ward is the duplication of several of these pages for each of the classes. But basically, this is the reporting system for the ward and for the stake and that which comes to general Church headquarters. There are ten items. In the introduction of this there will be 52 stock items that will be obsolete in Church Distribution.

Now, by way of example, I have here the reporting system for one auxiliary that has been used until the present. There are 34 items. One of them, 75 pages, others of them up to 50 pages. All of this is presently required to be filled out in some startling detail for the operation of one of the auxiliaries. That is all replaced by this one page, and I might mention in passing that this is not the auxiliary that has the most extensive reporting system. We just chose this one as the sample.

The cost in paper alone will be reduced in excess of a quarter of a million dollars annually in this revision of reports.

Now, the criteria of the reporting system: (1) It is individual and not organizational. That is, even with this extensive report, all we can conclude when we are through with all of this is how the individual is doing in that one organization. We still do not know the extent of their other Church participation. In this report you will be able to see at a glance by individual and by age group on the appropriate level how the Church is doing in all of the organizations that are serving him. "We are blind," paraphrasing the poet, "unless we see that in this universal plan, nothing is worth the making, if it does not build the man. Why build these programs glorious if man unbuilds goes. In vain we build this Church unless the member also grows."

(2) These reports are informational; not motivational. To report it; to get them to do it. Now, that has been the theory behind a lot of this, that if you ask them to report it, they would have to do it. That is a theory which is demonstrably false. If it were true, all that we have been doing and all that we were requiring should have perfected us years ago. The reports now are informational. President Lee, in his sermon, talked about the gathering of information. These reports will be purely informational.

(3) These reports will stop on the level of their use. Generally speaking, most of what was collected came into general Church headquarters through all the channels. Now, the basic reports on individuals will stop at the ward level where they are useful. There will be an accumulation by age groups and categories to go to the stake and then a compilation of the total that will come into general Church headquarters.

Now, in putting all this together, there has been this rule followed very vigorously. In order to survive as an item in the report it had to be more than interesting; it had to be more than useful. It had to be proved essential so that you will have the basic essential information.

Next, what can you do to support it? We suppose that this reporting system is not perfect and that it will undergo some revision. It will be easy to revise because

4/5/73

-3-

it is so small. It can be changed as we need to add items. So we are asking that you support it. You have the whole thing there, and it is worth thirty minutes of your time to sit down and go through it. If you will read the brief instructional book, I think you will find that you will know more about each individual, you will know more about the boy and whether he is in seminary and taking care of his Aaronic Priesthood and MIA and Sunday School and all the rest; it will be correlated.

Recently, two letters were sent out, one from President Kimball to the Regional Representatives in a sense asking you to cease and desist on preparing your own system of reports to gather information. I think it was that letter that caused the reaction. In fact, President Lee quoted that entire letter. That interested me that he was following the thing he was applauding with that simple sentence, "Dear Brethren, Your recent letter on reports will bring a shout from Dan to Beersheba. Sincerely," and then signed. We are asking you to report it.

You will have the same instrument that we as the General Authorities have -- that one-page accumulation of the basic information -- for your use. Then, of course, as you go into your stakes you can have that information that is there locally, both in the stake and, if you call for it, in the ward. So, you should have sufficient information.

There was, likewise, a letter sent out recently from the First Presidency, addressed to all General Authorities, Department Heads, Auxiliary Heads, etc., in the which is called attention to this new reporting system, and there was a very terse sentence that said, "Absolutely no reports of any kind whatsoever," let me repeat that, "Absolutely no reports of any kind whatsoever will be prepared and distributed and sent out without going through," as the letter explained, "the committee that has to do with correlated reports." There will be the need on occasion for some special reports, and of course, they can be accommodated.

Now, one word with reference to the in-house reports. We know that some of the auxiliary organizations must have a special report. For instance, the Relief Society on such a matter as the garment manufacturing, distribution, etc. But we see no reason for any of the organizations at all to have any activity reports coming up through their channels other than these basic reports coming through the priesthood channel.

The question is, will you be able to have all the information you need? My son the other day said he wanted to bring home a little item about the size of the end of a pencil. He is working in an engineering course, and he wanted to bring it home to look at it under his brother's microscope. He wanted to see the circuit it was operating. Just a little tiny electronic instrument no bigger than the end of a pencil. Two or three of them replace the equipment that formerly has taken an entire room. I think you have seen these little calculators that you can hold in one hand. That means that you can buy some calculators half as big as this room now for \$100 or \$200 because we are learning to do better with something smaller. And that is the principle, I guess, which these reports are organized. So, we plead with you to sustain and support this. It will have the usual trauma in getting it introduced, but the savings are monumental-- in money, adequate; in time, millions of hours of faithful work by our clerks and our members of the Church; we must redeem them from that burden. So, we commend to you this simplified report, and in conclusion, pray that something of the same might ultimately be accomplished with our programs. I think, in view of what President Lee said, that is our responsibility, all of us in leadership positions, to work to that end.

APPENDIX D
USEFUL STATISTICS

USEFUL STATISTICS

<u>Information Sought</u>	<u>1900</u>	<u>1910</u>	<u>1920</u>	<u>1930</u>	<u>1940</u>	<u>1950</u>	<u>1960</u>
1. Total membership	A	J	J	J	B	B	B
2. Percent attendance at sacrament meeting	--	J*	J	J	J**	B	B
3. Number holding current temple recommends	--	J*	J	J	J**	--	--
4. Number Melchizedek Priesthood bearers	A	J	J	J	D	D	D
5. Percent attendance at priesthood meeting	--	J*	J	J	B	BC	BC
6. Number full time missionaries	--	J	J	J	D	D	D
7. Percent attendance at Relief Society	--	F	F	F	F	F	F
8. Percent attendance at Sunday School	E	E	E	E	E	E	I
9. Percent attendance at M.I. A.	--	--	GH	GH	GH	GH	GH
10. Percent temple marriages	--	J	J	J	D	D	D

*Form J did not include this information until 1911 and 1912.

**Form J only included this information until 1938.

KEY FOR USEFUL STATISTICS

- A. Statistical Report of Stakes, 1877-1903.
 B. Monthly Statistical Summary, 1939-1961.

- C. Melchizedek Priesthood Quarterly (Monthly) Report, 1942-1963.
- D. Statistical Report with Form E, 1914-1972.
- E. Sunday School Annual Report, 1872-1958.
- F. Relief Society Annual Report, 1914-1973.
- G. YWMIA Annual Report, 1907-1967.
- H. YMMIA Annual Report, 1910-1967.
- I. Sunday School Monthly Report, 1959-1964.
- J. Form J—Annual Financial and Statistical Report, 1903-1938 (also called Form H in 1920).

APPENDIX E

STATISTICAL REPORTS

Reports	Page
1. Stake Quarterly Reports, 1852	158
2. Stake Quarterly Reports, 1854 (The oldest printed form in Church Archives)	159
3. Statistical Report of Stakes, 1880	160
4. Form J, Annual Financial and Statistical Report, 1920	161
5. Monthly Statistical Reports, 1958 (poor original) . .	165
6. Quarterly Stake Activity Report, 1966	166
7. Monthly Stake Statistical Summary, 1967	168

American Fork	Ward
Leonard E. Harrington	Names of Bishop
	Apostles
	Seventies
	High Priests
	Elders
	Priests
	Teachers
	Deacons
	Total Authorities
	Total Members not ordained
	Total of Authorities & Members
	Over & not baptized
	Under &
	Baptized since April 6 th 1852
	Re-baptized
	Births during last 6 months
	Died during last 6 months
	Excommunicated
	Remarks

196
 41
 1
 1
 2380
 103
 10
 52
 2
 14
 1
 1

Dr. Wm. H. Hunt
 Care

FORM OF REPORT for the Bishops, for Conference in G. S. L. City, April 6, 1854.

NAME OF WARD.	NAME OF BISHOP.	NUMBER OF							Total Authorities.	Members not ordained.	Total Authorities & Members	Persons over 8 years of age not baptized.	Children under 8 years of age.	Total not baptized.	Total persons in the Ward.	Number of persons on missions.	Since Oct. 6, 1853.					REMARKS.		
		Presidency.	Apostles.	Seventies.	High Priests.	Elders.	Pricsts.	Teachers.									Deacons.	Baptized 1st time.	Rebaptized.	Births.	Deaths.		Excommunicated.	
3 S. L. City 15 th Ward	L. D. Young	2		4	2	4	2		14	172	186	1	54	53	241	1			9					
" 15 th Ward	L. D. Young	2		11	3	7	1		24	119	143	62	77	112	2	3	12	2	7					
									24	95				66	185									

BISHOP Lorenzo D. Young. Above I send you a copy of the report from your ward, last October Conference. It is the wish of the Presidency that you make as full and correct report of your ward as you can, to the Church Recorder, previous to next Conference on April 6th, so that he can make his report of the entire population of the Territory, on that day.

G. S. L. City, Feb. 20, 1854.

By order, THOMAS BULLOCK, Clerk.

REPORT OF THE STAKE OF ZION FOR
 THE Half-Year ENDING September 15th 1880

	No. of Officers, Members and Children.										FAMILIES.	MARRIAGES.	BIRTHS—MALES.	BIRTHS—FEMALES.	CHILDREN BLESSED.	MEMBERS, ETC., RECEIVED.	MEMBERS, ETC., REMOVED.	BAPTIZED—NEW MEMBERS.	BAPTIZED—CHILDREN.	EXCOMMUNICATED.	DEATHS—MALES.	DEATHS—FEMALES.	INDIVIDUALS DRAWING SUPPORT.		
	ANGELUS.	PATRIARCHS.	SEVENTIES.	HIGH PRIESTS.	ELDER.	PLEBES.	TEACHERS.	DEACONS.	MEMBERS.	TOTAL OFFICERS AND MEMBERS.														CHILDREN UNDER 6 YEARS.	TOTAL OF SOCIETY.
edge	1	3	100	87	373	100	8	165	1722	2463	1277	3700	653	10	40	35	61	157	130	16	57	1	11	15	16
valer	2	27	73	102	311	13	19	805	1110	530	1600	257	11	26	20	56	5	210		5	10	11	3		
st	1	1	175	208	570	109	86	210	2760	4100	1747	5847	1017	10	102	37	78	109	102	28	10	2	10	7	29
ter	1	7	357	435	1387	300	311	107	668	9187	1037	10258	258	30	107	133	266	166	87	30	160	10	57	36	156
rich	3	28	130	100	31	77	77	2517	3075	1628	5121	857	6	30	32	76	32	10	21	77	2	15	10	69	
dala	1	10	62	121	10	9	60	161	1601	516	2117	1025	10	19	18	41	5	36	37	2	5	7	13		
Wattell	1	37	57	155	3	11	26	162	976	575	1531	276	9	19	28	39	53	21	13	12		6	8	9	
inckley	1	42	76	226	30	10	61	123	1746	768	2530	512	5	17	33	110	15	109	30	66	3	8	10	16	
sh	1	34	60	130	20	10	80	167	1027	465	1492	235	3	12	13	23	29	17	8	22		8	10	15	
lucis	2	10	10	157	9	10	76	175	1015	553	1518	273	9	25	32	110	38	17	1	31		2	5	1	
mar	1	118	119	12	3	6	56	969	1507	526	1833	320	10	26	22	110	16	120	16	50		1	7	20	
Crannon	7	8	1099	1026	1677	101	187	707	1655	160	5766	2076	1018	10	179	136	423	329	277	87	221	15	63	60	57
Tison	3	273	321	877	151	178	176	1770	1770	3381	10251	10251	38	88	82	276	69	86	50	156	16	16	11	103	
est	3	81	125	371	101	88	89	166	2000	1026	3710	703	6	36	11	96	120	98	30	13	20	10	7	24	
all	1	11	103	165	500	17	10	153	1630	1015	10881	860	9	10	30	90	84	95	8	17	3	11	20	11	

Annual Financial and Statistical Report

RECEIVED
377
1921

1920 Of the Blackfoot Ward, Blackfoot Stake of Zion
 Post office Blackfoot, County of BINGHAM, State of Idaho
 Compiled from the Ward Records for the year ending December 31, 1920

Summaries for 1920, and Comparisons with previous years	1920	1919	1918	1917
TITHES				
1 Membership of ward (Line 16, page 11)	354	344	333	354
2 Tithes received	2359.91	2653.29	2502.69	2187.09
3 Average tithing per capita of ward membership	6.63	7.71	7.52	6.25
4 Number of tithes payers (Line 3, page 11)	95	102	97	119
5 Number who attended annual tithing settlement (Line 9, page 11)	24	28	18	30
6 Percentage of ward membership on tithing record (Based on lines 3 and 4)	27	30	29	35
POOR ACCOUNT				
7 Fast offerings received	111.90	76.07	58.08	58.80
8 Number who paid fast offerings	66	61	53	56
9 Average fast offerings per capita of ward membership	.31	.22	.17	.15
MELCHIZEDEK PRIESTHOOD				
10 Engaged in active duty (Line 24, page 11)	44	35	28	34
11 Inactive with cause (Line 25, page 11)	17	12	13	8
12 Willing to labor but not assigned (Line 29, page 11)		2		1
13 Not willing to labor (Line 30, page 11)	2	7	13	15
14 Not worthy to labor (Line 31, page 11)				
15 Total Melchizedek priesthood (Line 33, page 11)	63	56	54	58
AARONIC PRIESTHOOD				
16 Engaged in active duty (Line 34, page 11)	29	22	10	23
17 Inactive with cause (Line 35, page 11)	10	9	10	14
18 Willing to labor, but not assigned (Line 39, page 11)				1
19 Not willing to labor (Line 40, page 11)	4	8	20	10
20 Not worthy to labor (Line 41, page 11)				
21 Total Aaronic Priesthood (Line 43, page 11)	43	39	40	48
WARD PRIESTHOOD				
22 Priesthood of ward (Line 45, page 11)	106	95	94	105
23 Number of priesthood meetings held	19	7	14	32
24 Average attendance at priesthood meetings	30	22	13	14
25 Percent of average attendance at priesthood meetings	25	23	14	11
SACRAMENT MEETINGS				
26 Number of sacrament meetings held	30	11	36	41
27 Average attendance at sacrament meetings	71	118	51	66
28 Percent of average attendance at sacrament meetings	20	4	15	19
29 Percent of average attendance of ward teachers at sacrament meetings	48	39	31	41
WARD TEACHING				
30 Average number of families in ward	68	67	67	69
31 Percent of average number of families visited monthly	93	93	49	54
32 Number of ward teachers in ward Dec. 31st	24	24	23	32
33 Number of ward teachers' districts Dec. 31st	12	12	10	11
ANNUAL HOUSE-TO-HOUSE VISIT				
34 Families in ward Dec. 31st	68	67	65	70

CHECKED
J. J. J.

CHECKED
J. J. J.

CHECKED
J. J. J.

CHECKED
J. J. J.

CHECKED
J. J. J.

CHECKED
J. J. J.

388

Ward

Tithing Statistics

When compiling the Tithing statistics on this page do not include those members who have paid tithing.	PRIESTHOOD							MEMBERS				CHILDREN		TOTAL			
	Pres.	High Priests	Sev. Elders	Elders	Preses	Teach.	Deacons	Male	Female	Male	Female	1920	1919	1918	1917		
	A	B	C	D	E	F	G	H	I	J	K	L	M	N	O		
1. Full tithesayers	13	3	5	1	3	2	2	37	2	1		69	51	55	11		
2. Part tithesayers	1	7	14	1	1	2	2	0	0	0	0	26	21	11			
3. Total tithesayers per 1920 Tithing Record	14	10	19	2	4	4	4	37	2	1		95	72	66	11		
4. Less tithesayers removed, etc., during 1920		1	1	1	1	1			4			9	11	6			
5. Present members who paid tithing	14	9	18	1	3	3	2	33	2	1		86	61	60	11		
6. Exempt	0	6	0	1	4	11		43	46	24	46	223	211	211	211		
7. Non-tithesayers	1	10	21	1	11	8	1	0	0	0	0	43	40	21			
8. Total membership (same as Item 16, page 11)	15	9	39	3	18	22	46	129	26	47		354	311	311	311		
9. Attended tithing settlement	12	3	5		2				4			24	28	18	1		

Missionary Statistics

10. On regular mission January 1, 1920			1									1	1	1	
11. Departed for mission during 1920													1	1	
12. Total Item 10 and 11			1									1	2		
13. Less missionaries returned during 1920													1	2	
14. On mission December 31, 1920			1									1	1	1	
15. Called on mission, but not departed															
16. Taking missionary course in Church schools													1		
17. Men sent and are now on regular missions	5	7	9									9	17	11	

Marriage Statistics

18. Married in Temple	1		1						1			3	11	8	
19. Married by Solea or Ward authorities															
20. Married by civil officers and other churches			1					1	4			6	6	1	
21. Dissolved after Temple marriage															
22. Dissolved after civil marriage															
23. Widowers and widows in year	2		3						3			8	9	9	
24. Over 21 years of age who have never married			1		3	1						5	9	7	
25. Married to new members									2			2			

Temple Statistics

26. Recommended to Temple	2		2						18			22	25	11	
27. Endorsements for the living												5	12	3	
28. Baptisms for the dead												10	11	1	
29. Endorsements for the dead												7	15	2	

Blackfoot Stake

Criminal Statistics

	PRIESTHOOD							MEMBERS		CHILDREN		TOTAL		
	Pastors	High Priests	Sev-enties	Elders	Primates	Teach-ers	Dea-cons	Male	Female	Male	Female	1920	1919	1918
	A	B	C	D	E	F	G	H	I	J	K	L	M	N
1 Convicted for offenses against the person														
2 Convicted for offenses against property														
3 Convicted for offenses against justice, morals, peace														
4 Now in State, County and City prisons														
5 Confinement in reformatory institutions														

Social Statistics

6 Wards of juvenile courts	
7 Inmates of mental hospitals	
8 Inmates of institutions for the poor	
9 Inmates of institutions for the blind	
10 Inmates of institutions for the deaf and dumb	

Charity Statistics

11 Assisted temporarily by Bishop or Relief Society	1	1	2	1	3	8	7	6
12 Assisted permanently by Bishop or Relief Society	1				2	3		
13 Drawing assistance from the county								
14 Assisted by other charitable agencies								

Enrollment of Auxiliary Organizations

15 Relief Society		32	32	30	33								
16 Sunday School	8	7	8	3	7	16	13	77	14	18	153	140	121
17 Y. M. W. L. A.	7	7	12	2	4	6					38	30	36
18 Y. L. M. L. A.											32	39	32
19 Primary Association							23	39			62	51	60
20 Religion Class											67	118	100
21 Ward Choir													

Ward Teaching

	Jan.	Feb.	Mar.	April	May	June	July	August	Sept.	Oct.	Nov.	Dec.
22 Families visited	58	64	62	68	20	56	66	68	68	60	61	61
23 Families called on, not at home, not accessible	9	2	1	0	3	4	2	0	0	2		
24 Families not called on	0	0	3	8	3	8	2	0	0	6		
25 Total families in ward	66	66	66	68	68	68	68	68	68	68	68	68
26 Number ward teachers in ward	27	27	29	30	31	31	31	33	33	33	33	33
27 Ward teachers and officers at report meetings	16	16	15	16	15	15	14	13	15	15	15	12
28 Per cent families visited monthly	88	97	95	100	88	82	97	100	100	95	94	100

Word Statistics

For the month of Aug 1928
San Francisco

	Waverly	Clarendon	Carroll	Geary	Leavenworth	Madison	Marina	Total						
Total Membership End this Month	542	270	126	130	95	872	2797	2912	2035					
Sacrament Meeting Average Attendance	217	175	31	72	76	203		774						
Per cent at Sacrament Meeting	40	65	25	55	80	23		37						
Percent of Word and Bible Classes and Teachers at Sacrament Meeting														
1. Methodist Priesthood	73	83	75	80	100	50		71						
2. Avenue Priesthood	83	84	75	90	67	55		71						
3. Word Teachers	59	89	50	46	92	40		58						
4. Bible Society including Young Teachers	50	70	33	53	64	38		50						
5. Sunday School	59	71	63	65	69	40		58						
6. Y.N.M.A.	57	79	119	53	78	27		59						
7. Y.W.M.A.	45	85	100	50	75	40		56						
8. Primary	56	67	42	60	60	29		49						
Number of Families in Ward this Month	149	64	36	35	27	238	200	749						
Number of Families Visited by Word Teachers	94	53	31	27	26	141	91	463						
Per cent of Families Visited	63	83	86	77	96	59	46	62						
Prisoners Under 21 — Enrollment	19	8	2	3	5	14	18	69						
Per cent Attendance Prisoners Meeting	34	63	50	27	92	40	41	44						
Per cent Attendance Sacrament Meeting	25	68	50	27	92	36	28	39						
Teachers Under 21 — Enrollment	24	11	2	2	3	20	12	74						
Per cent Attendance Prisoners Meeting	68	66	20	20	100	36	33	52						
Per cent Attendance Sacrament Meeting	56	68	20	40	100	25	33	46						
Deacons Under 21 — Enrollment	14	7	1	5	4	29	17	77						
Per cent Attendance Prisoners Meeting	101	61	0	12	90	36	18	39						
Per cent Attendance Sacrament Meeting	53	60	0	20	90	30	12	35						
Senior Priests — Enrollment	13	8	8	3	5	27	19	83						
Per cent Attendance Prisoners Meeting	6	10	3	13	0	6	0	5						
Per cent Attendance Sacrament Meeting	3	18	3	33	0	9	2	7						
Senior Teachers — Enrollment	4	5	0	0	0	13	20	44						
Per cent Attendance Prisoners Meeting	0	16	0	0	0	0	0	2						
Per cent Attendance Sacrament Meeting	5	20	0	0	0	2	0	3						
Senior Deacons — Enrollment	6	2	4	4	1	22	21	60						
Per cent Attendance Prisoners Meeting	0	0	0	0	0	0	0	0						
Per cent Attendance Sacrament Meeting	7	0	0	5	60	1	0	2						
Average Past Offerings Per Copy this Year to Date	1511	2938	1624	1493	1453	1023	631	1512						

QUARTERLY STAKE ACTIVITY REPORT — 1965 (Continued)

MELCHIZEDEK PRIESTHOOD		1964	1965	1966	1964	1965	1966	1964	1965	1966
28	Number of Melchizedek Priesthood Members in Stake	96	100	101	41	42	43	34	35	36
29	Number of Quorums	1	1	1	1	1	1	6	6	6
30	Number of Groups	7	7	7	7	7	7	2	2	2
31	Percent of Actual Attendance At Weekly Priesthood Group or Quorum Meetings	72%	81%	83%	60%	69%	77%	22%	17%	3%
32	Percent of Actual Attendance At Monthly Quorum Business Meetings	60%	48%	42%	41%	43%	45%	19%	18%	21%
33	Is Quorum Presidency Holding Regular Weekly Presidency Meetings (Yes or No)	yes	yes	yes	no	no	no	no	no	no
34	Balance in Cash Account	\$ 1,185	\$ 1,185	\$ 1,185	\$ 575.29	\$ 575.29	\$ 575.29	\$ 952.92	\$ 952.92	\$ 952.92
35	Value of Other Assets	\$ 5,125	\$ 5,125	\$ 5,125	\$ 715.71	\$ 715.71	\$ 715.71	\$ 1,200.00	\$ 1,200.00	\$ 1,200.00

State President's Evaluation: Is the general trend within your stake in the above areas toward improvement? High Priests (Yes No Anarchic Priesthood (Age 17-21) (Yes No Girl's Program (Age 12-21) (Yes No Auxiliary (Yes No What specific steps are currently being taken by you or your stake leaders toward improvement in these areas?
 High Council assigned to the Melchizedek Committee are to work closer with quorums, and help strengthen them.

	1964	1965	1966	1964	1965	1966	1964	1965	1966	1964	1965	1966
36	Number of Anarchic Priesthood Members	212	232	254	324	295	315					
37	Percent of Anarchic Priesthood Members	86%	86%	85%	79%	57%	55%					
38	Number of Anarchic Priesthood Meetings	no report	no report	0	0	0						
39	Number of Anarchic Priesthood Meetings	no report	no report	0	0	0						
41	Percent Attendance At Weekly Priesthood Meeting (A)	27%	25%	25%	55%	53%	55%					
42	Percent Attendance At Sacrament Meeting	61%	62%	63%	55%	53%	55%					
43	Percent Attendance At M.I.A.	59%	47%	48%	63%	61%	60%	48%	53%	2%		
44	Percent Attendance At Sunday School	report	49%	50%	60%	55%	67%	41%	35%	1%		
45	Number of Members Enrolled in M.I.A. Girls Program (Age 12-21)	276	290	277								
46	Percent of Attendance of Children at Primary (Age 4-11)							78%	61%	2%		
47	Percent of Stake Families With Membership in Relief Society							59%	44%	7%		

State President's Evaluation: Is the general trend within your stake in the above areas toward improvement? Anarchic Priesthood (Age 17-21) (Yes No Anarchic Priesthood Youth (Age 17-21) (Yes No Girl's Program (Age 12-21) (Yes No Auxiliary (Yes No What specific steps are currently being taken by you or your stake leaders toward improvement in these areas?
 Seminars for bishops and priesthood leaders.

	1964	1965	1966	1966	
48	Percent of Eligible High School (Secondary) Youth of Stake Enrolled in Seminary	53%	63%	61%	52
49	Percent of Eligible College Youth of Stake Enrolled in Institutes of Religion or Church Colleges	51%	57%	51%	53
50	Number of Unmarried Boys and Girls Living Away From Home to Gain Education or Employment				54
51	Number of These Persons in Question 48 Not Reported to the Council of Twelve Office (State Members Only)				55
					56

State President's Evaluation: Is the general trend within your stake in the above areas toward improvement? Church Educational Program (Yes No State Members Living Away From Home (Yes No State Members in Armed Forces (Yes No What specific steps are currently being taken by you or your stake leaders toward improvement in these areas?
 will check with bishops and priesthood leaders.

Harold R. Williams (Signature)
 Harold R. Williams
 Stake President

Page 1 MONTHLY STAKE
 STATISTICAL SUMMARY
 1967
 ALBUQUERQUE EAST
 AUG
 Div 2

GENERAL STATISTICS	WARD →								Total
	2ND WARD	6TH WARD	TRINITY WARD	LOS ALAMOS	SANTA FE	ESPAÑOLA	LAS VEGAS	REGINA	
1. Number of dependent branches	0	0	0	0	0	0	0	0	0
2. Number of ward members	457	600	575	333	242	100	74	20	2401
3. Total families living in ward	132	167	197	96	86	34	38	9	700
4. Avg. Sacrament Mtg Attendance this Month	161	207	242	172	113	48	39	22	1005
5. Holding weekly Executive Meetings	YES	YES	YES	YES	YES	NO	YES	YES	7
6. Children 9 to 21, not baptized	2	11	14	2	4	0	0	0	33
PRIESTHOOD WELFARE									
7. a. Fast offerings this month	180	75	155	131	73	16	100	2	732
b. Total Fast offerings to date	1300	1085	1925	974	542	86	122	63	5675
8. a. Individuals assisted this month	0	8	4	1	9	0	32	0	54
b. Individuals assisted to date	26	35	19	1	48	0	45	0	174
9. a. Assisted, but no work this month	0	2	0	0	0	0	14	0	16
b. Assisted, but no work to date	22	17	1	0	0	0	18	0	58
10. a. Employment placements this month	0	1	0	0	0	0	0	0	1
b. Employment placements to date	0	8	1	0	0	0	0	0	10
PRIESTHOOD HOME TEACHING									
11. Number of families visited this month	102			79	70	24	32	2	NOT
12. Additional visits to families	25			9	10	1	96	0	
13. Oral evaluations by home teacher	131				82	3	14	0	COMPLETE
14. Family home evenings held	48			38	22	23	7	2	
PRIESTHOOD MISSIONARY									
15. Stake missionaries serving	5	2	4	3	1	0	0	0	15
16. Seventies as stake missionaries	3	0	3	3	1	0	1	0	11
17. Convert baptisms this month	0	0	1	0	0	0	0	0	1
18. a. Single women on missions	0	0	1	0	0	0	0	0	0
b. Single men on missions	4	5	2	3	0	0	0	0	14
c. Married couples on missions	2	0	0	0	0	0	0	0	2
19. Males 19-25 without missionary experience	4	5	1	4	5	2	2	1	24
PRIESTHOOD GENEALOGY									
20. Family group sheets submitted	16	0	0	0	0	0	0	0	16
21. Temple endowments performed	2	5	2	5	0	0	0	0	14
22. Recommends in force	25	36	52	65	21	0	5	1	205
23. a. 3rd Generation Programs completed	0	15	12	47	0	0	0	4	80
b. 4th Generation Programs completed	0	1	8	5	0	0	0	0	14
MARRIAGES									
24. Total marriages this year	0	9	2	0	3	0	0	1	15
25. Temple marriages this year	0	1	0	0	2	0	0	0	3
26. Percent marriages in temple	0	11	0	0	67	0	0	0	20
27. a. Females married to non members	0	6	0	0	1	0	4	0	11
b. Males married to non members	0	2	0	0	0	0	3	0	5

State Clerk *[Signature]* Stake President *[Signature]*

Page 2 MONTHLY STAKE
 STATISTICAL SUMMARY
 1957
ALBUQUERQUE EAST
 Stake
AUGUST 1967
 Month of

AARONIC PRIESTHOOD	WARD	2ND W/O	6TH W/O	7TH W/O	LOS DEMERAS	SANTA FE	ESPAÑOLA	LAS VEGAS	FEELING	Total
36. a. Number of Aaronic Priesthood Adults		22	39	22	24	17	10	9	3	146
b. Number of Aaronic Priesthood Youths		30	60	48	30	22	4	4	2	209
37. Over age Aaronic Priesthood Youths		1	9	6	3	4	1	1	0	25
38. a. Unordained adults		7	9	6	3	3	7	0	0	35
b. Unordained youths (12-21)		7	12	4	0	1	3	0	0	27
39. Adults ordained in Aaronic Priesthood		0	0	0	0	0	0	0	0	0
40. Aaronic Pthd. Adults to Melchizedek Pthd.		0	0	0	0	0	0	0	0	0
41. Avg. A. P. Youths in Priesthood Meetg.		15	22	23	20	10	0	2	0	92
SACRAMENT MEETING										
42. a. Attendance of A. P. Youths		0	20	21	17	11	0	2	0	71
b. Attendance of girls 12 thru 18		13	28	23	20	10	5	0	1	100
SUNDAY SCHOOL										
43. a. Avg. attendance Aaronic Priesthood youth		15	21	22	17	10	0	0	2	77
b. Avg. attendance girls 12 thru 18		14	29	22	10	10	5	0	1	92
c. Avg. attendance all ages		187	255	281	122	112	49	32	19	1123
YM AND YWMLA										
44. a. Avg. attendance Aaronic Priesthood youth							0	0		
b. Avg. attendance girls 12 thru 18							0	0		
c. Total membership girls 12 thru 18							0	0		
d. Total enrollment in MIA							0	0		
e. Average attendance at MIA of all ages							0	0		
GLEANER ACTIVITY										
45. a. Total number of Gleaner Girls in the ward							0	0		
b. Average attendance at MIA this month							0	0		
PRIMARY										
46. a. Children 4 thru 11							24	6		
b. Average attendance							16	0		
RELIEF SOCIETY										
47. Family membership		71	20	26	50	52	10	7	4	339
EDUCATION PROGRAM										
48. a. High school youths							4	2		
b. Seminary enrollment							6	0		
49. a. College attendance							2	0		
b. Institute enrollment							0	0		
MEMBERS AWAY FROM HOME										
50. Youths living away		1	3	4	6	4	2	1	0	21
51. Youths not reported		2	0	0	0	0	0	0	0	2
ARMED FORCES										
52. No. of Armed Forces members		2	2	5	1	2	1	2	0	27
53. No. of members contacted by Bishop		0	1	3	1	2	0	3	0	10
54. No. of members contacted by Quorum		2	1	3	1	0	0	0	0	7
55. a. No. receiving Church Section		2	2	5	2	2	0	0	0	14
b. Receiving Era		2	2	2	2	2	2	0	0	15
56. a. Number not interviewed		2	0	0	0	0	1	0	0	3
b. Number not receiving Service Men's books		1	1	0	0	0	1	0	0	3

APPENDIX F

MEMBERSHIP RECORDS AND REPORTS

Records and Reports	Page
1. Ward Record of Members (Looseleaf System), 1941-1973	171
2. Instructions for Ward Record of Members, 1968	173
3. Form E, 1973 (Sample Entries)	177

MADE UP BY WARD/BRANCH
STAKE/MISSION

RECORD OF TRANSFER

PRINTED IN U.S.A.

DATE MOVED	TO - WARD/BRANCH	STAKE/MISSION	STREET AND CITY ADDRESS	POSTED AT P.B.O.

REMARKS

FORMER HUSBAND OR WIFE (FULL NAME)

(MARK X) DEAD DIVORCED

DATE OF MARRIAGE

PLACE OF MARRIAGE

CHILDREN OF ABOVE MARRIAGE	BORN			PLACE BORN	MARRIED TO OR REMARKS	X
	MO.	DAY	YEAR			

MARK X IN COLUMN AT RIGHT IF CHILD TRANSFERRED TO ANOTHER WARD OR MARRIED

DATE OF DEATH

PLACE OF DEATH

CAUSE

INTERNATIONAL CODE

Form PS-24 1/68

INSTRUCTIONS FOR WARD RECORD OF MEMBERS AND CHILDREN

These instructions should be carefully read and placed in the front of the membership binder replacing those previously issued. In the interest of uniformity and legibility, it is recommended that membership cards be typewritten. Black ribbons are preferable.

WHITE CARD, GREEN CARD

1. The Ward Record of Members consists of a white card 5" x 8½", Form MD-10, complete with statistical data, for every member residing in the Ward, including children. A green 5" x 8" card, Form MD-11, with identical information, is to be typed and sent to the Office of the Presiding Bishopric, to form a master index of all church members. The record is self-indexing, so cards should be placed by surname under the proper letter of the alphabet. Family units, father, mother, and children should be kept together, providing surnames are the same. In listing married women, enter the married names as the surnames.

2. On the front side of the card the name of the husband or wife is required. Enter the name of the present husband or wife if either party has been previously married. Enter names of all children. Any children who have been legally adopted and/or sealed should also be included.

3. If the husband or wife has been previously married, fill in the two lines on the reverse side of the card, "Former Husband or Wife" and "Date of Marriage."

4. Do not use carbon when making up green, white or pink cards. All copies should be originals.

5. Type on the reverse side of all cards the ward and stake name in space provided at top of cards.

CONVERTS BAPTIZED AND CHILDREN BLESSED:

6. White and green cards are to be prepared for each child blessed and for each convert baptized. This does not apply to the baptism of children previously blessed for whom cards were provided at the time of blessing. However, if a white card cannot be found in the ward for a newly baptized child previously blessed, white

and green cards should be made up. The white card will be inserted in the ward record in its proper alphabetical order and the green card sent to the Office of the Presiding Bishopric, to be placed in the master file.

BAPTISMS AND CONFIRMATIONS:

7. Record must be made on the white membership record and in Form E for all baptisms and confirmations performed in the ward. If there is no membership record, new white and green membership records must be made up.

UNBLESSED CHILDREN:

8. If a child is born to parents (both of whom are members of the Church) and the child is not blessed, the birth should be recorded in Form E, and white and green membership records made up. In the blessing column enter the words "not blessed." If only one parent is a member, and the child is not blessed, the birth should not be recorded unless permission is given by the non-member parent. In all cases children born to members are to be listed on the membership record of the parent.

BLESSING CHILDREN OF CONVERT PARENTS:

9. Children up to and including the age of seven whose parents are converted and baptized may be blessed or not at the option of the parents, but in either event membership record cards should be made out for them and entry made in Form E under births. In instances where such children are not blessed a notation should be made in the "Blessing" column "Parents new converts—not blessed."

DUPLICATE PINK MEMBERSHIP RECORDS FOR ITINERANT CHURCH MEMBERS:

PERMANENT RESIDENCE:

10. Permanent residence is the determining factor in placing the membership records of all church members in the various wards and

branches. These records are to remain in the wards and branches which, under all the circumstances, come nearest to qualifying as the permanent residence or the home ward or branch of those concerned.

AWAY FROM HOME MORE THAN A SIX MONTH PERIOD:

11. Included among those away from home for whom duplicate pink membership records should be made out are the following: Servicemen, students (including those attending college wards), persons in the diplomatic service in foreign countries, persons engaged in temporary employment away from home, those connected with educational institutions in foreign lands; members of the families of all of these who accompany them; and boys and girls who leave home to secure employment in city or other areas. This does not include regular full time missionaries.

CAREER SERVICEMEN:

12. In the case of career servicemen whose circumstances are such that they cannot reasonably be said to have a home ward/branch, it will not be necessary to make out a duplicate pink membership record. Instead, the regular white membership record form will follow them from one location to another.

MAILING OF PINK MEMBERSHIP CARDS:

13. Home wards should make out the duplicate pink membership record form in the first instance and send it to the new location through the Office of the Presiding Bishopric. When those for whom the duplicate pink records have been made, move to new locations, the pink forms should be sent to the new wards or branches through the Office of the Presiding Bishopric. For servicemen an APO or FPO address is not sufficient to justify sending these forms for transmission to new locations. Unless and until an address is obtained from relatives or others which will show the actual landbased location of those concerned, such membership records must be retained in the home ward.

RESPONSIBILITY OF MEMBERS TEMPORARILY LOCATED:

14. Bishops or branch presidents in stake or mission areas where church members are temporarily located and where the duplicate mem-

bership records are, assume full responsibility for the spiritual well-being of such persons as fully and completely as if the original record of membership was in that ward or branch. This includes accounting for these persons in all church statistics, attending to priesthood ordinations, issuing of temple recommends, receiving tithing and all other contributions, and supervising all priesthood and auxiliary church service in general. Remembering, of course, that a temple recommend would not be issued until the person had lived in the branch for a year or more, without contacting the Bishop of the ward or President of the branch who holds the white membership record. Home wards or branches are free from statistical accountability for those members whose duplicate pink membership records have been sent out.

WHEN MEMBERS TEMPORARILY LOCATED-RETURN:

15. When a duplicate pink record has been sent out by the home ward or branch, the white record is to be placed in the back of the binder in section provided. When that person returns home from service, school, etc., the pink record is to be requested by the home ward or branch. When pink record is received back in the home ward or branch, the white record is to be replaced in front of binder after being brought up-to-date. The pink copy may then be destroyed.

FELLOWSHIP CARDS vs PINK MEMBERSHIP CARDS:

16. Duplicate pink membership records should not be made out for church members, such as business executives, who travel extensively and who stay in one location for only a few weeks or months. Such persons, as well as all those who will be away from home for less than six months, should carry with them one of the regular fellowship cards supplied through the Office of the Presiding Bishopric. These cards are issued in appropriate cases on a 3 month basis and constitute the home Bishop's or Branch President's certification that the recipient is worthy to participate in and receive the blessings of the various programs of the Church. These cards (Form WD-6) may be renewed every three months and shall constitute authorization to use such persons in ward/branch or stake/mission work.

PERSONAL HISTORICAL INFORMATION:

17. All information relating to ordinations in the priesthood, patriarchal blessings, baptisms and confirmations, endowments, marriages, sealings, missions, divorces and excommunications, should be entered currently on the ward cards and in Form E where indicated. The master record at the Office of the Presiding Bishopric will be brought up to date at regular periods from the information submitted in Form E, so the necessity for great care in accurately entering all information in this report is absolutely essential.

MEMBERSHIP STATISTICS WORK SHEET:

18. The Membership Statistics Work Sheet, Form PB-93, is to be used in maintaining a current record of any and all changes in ward or branch membership. If the same is accurately and properly kept up to date, it will be possible at any time, to ascertain the exact number and breakdown of the ward or branch membership. An entry should be made for each change in membership status—arrivals, after memberships have been sustained; removals, when records are forwarded; blessings, baptisms, confirmations, ordinations, marriages, divorces, deaths, settings apart, etc. In each case record will first be made in the minutes, then entered in the work sheet, noting the page of the minute book from which the entry was taken. Follow each line to the right hand page and make appropriate entries—a vertical mark for an addition or new status, a vertical mark with a circle around it for a deduction or old status. The "Posted/Completed" section is very important to assure accuracy in making all necessary postings or certificates. If you need make an entry in Form E, the actual date you make the entry is to be posted in the column headed "Form E." If a certificate must be made out, the date this is done is to be entered under the heading "Certificate," and so on for each check column. If the action is an ordination from Teacher to Priest (for instance), it would affect Historical Record, Form E, Membership Record, Certificate, and Priesthood. Dates would be entered in each of these columns when that particular item had been completed. Where no action is necessary (in this case Family Roster and Birth Date List) make a short dash (-) in the space to indicate you have not overlooked it. When a child of record is baptized, a deduction is to be made from the "Children" column and an addition

entered in the "Members" column. Deductions and additions in equal number, must also be made when ordinations to and in the Priesthood are properly posted. This same procedure will also apply when Aaronic Priesthood members are transferred from the "under 21" to the "over 21" columns. When a member of record reaches 21 and is still not baptized, his record is to be sent to the Office of the Presiding Bishopric with the notation of over 21, not baptized. You would then deduct the count from the column of not baptized. If preferred, deductions may be indicated in red or other colored pencil. If the work sheet is carefully kept during the year the total of the detailed breakdown of membership on December 31st should agree with actual count of the membership.

WHEN INDIVIDUALS MOVE FROM WARD:

19. When a person, or family, leaves the ward, remove the card, or cards, from the Ward Record of Members, fill in the information required under the headings "Date Moved," "to Ward/Branch," "Stake/Mission," "Street and City address" on the reverse side. Care should be taken to write the specific information only in the space provided. For example, the street address should not be written under the "Ward/Branch" heading. Nor should the name of the ward or branch be written under the "Street and City address" heading. Make every attempt to get all the information possible. Write the information in pencil. Do not use ink or typewriter. Send to the Office of the Presiding Bishopric. **DO NOT FOLD CARDS.**

INDEX RECORD SHEETS:

20. Index record sheets should be maintained in the binder to list the names of those who have moved and whose records have been sent to the Office of the Presiding Bishopric, and the date of removal.

DEATHS:

21. When a member dies, enter the date, place and cause of death in the space provided on the reverse side of the card, and also in Form E.

EXCOMMUNICATIONS:

22. For excommunications, write across the face of the card in red ink: "Excommunicated," also the date and cause. Send a copy of the minutes of the Court proceedings. In case of

apostasy, send the person's written request to have name deleted from records, being sure to state cause of the apostasy. Children who are blessed only should not be reported under "Excommunications." Cards of deceased and excommunicated persons are to be sent to the Office of the Presiding Bishopric when the required information has been inserted.

UNBAPTIZED CHILDREN OVER NINE YEARS OF AGE:

23. The records of all children over nine years of age, who are not baptized should be given special attention. The Bishop will bring these names to the attention of the home teachers responsible and will instruct the teachers to make every effort to influence such persons to be baptized, and will have the home teachers continue their labors with these persons until the Bishop shall conclude that the teachers are not able to influence the persons to be baptized. When the Bishop reaches this decision, he will formally report the names of the person or persons concerned to the Stake Mission President, in order that the missionaries may work with such persons and baptize them, if possible.

UNBAPTIZED CHILDREN BECOME 21 YEARS OF AGE:

24. These records should be so held by the Bishop in the ward files until the person involved becomes age 21, at which time his decision whether or not he or she wishes to become a member of the Church could be considered final. Then, when the person becomes of age and the Bishop becomes con-

vinced, in his own mind, that all has been done that can be done to secure the baptisms of such persons and baptism has been refused, then the card should be taken from the binder, and across the front in red ink, should be written: "Cancelled — of age and not baptized" and the date of such endorsement entered on the card. The card should then be forwarded to the Office of the Presiding Bishopric.

These cards, when so endorsed and sent to the Office of the Presiding Bishopric, should be entered under statistics in Form E as "Persons becoming 21 not baptized." Such cards should be so forwarded at the close of each calendar year.

DIVISION OF WARD:

25. When a ward is divided, the membership cards of those transferred to the new ward are to be compiled in alphabetical order. A typewritten list of the same must be sent to the Office of the Presiding Bishopric so that the church master records may be updated. The ward cards may then be given directly to the Bishop of the new ward. A map showing the new boundary change should also be sent to the Office of the Presiding Bishopric.

26. Form E is the Transcript of Record of Members.

Be sure proper notations are made on all cards of deceased and excommunicated persons, as also persons whose record cards are cancelled before cards are forwarded to the Office of the Presiding Bishopric.

This is a sample page using fictitious names only.

PRIESTHOOD ORDINATIONS

	MEMBER (Name in full, surname first)	DATE OF BIRTH			ORDINATION DATE			ORDAINED BY (Name in full, surname first)	ORDAINED TO THE OFFICE OF	FORMER PRIESTHOOD OFFICE OR MEMBER
		Day	Month	Year	Day	Month	Year			
1	JESSEE, Harold Brent	23	JUL	1954	29	JUL	1973	JESSEE, Darwin Jerome	E	P

DIVORCES OF MEMBERS

	MEMBER (Name in full, surname first)	PRIESTHOOD OR SEX	DATE OF BIRTH			WHERE BORN (State or Nation)	DATE OF DIVORCE			TYPE OF MARRIAGE Time and Eternity (TE), or Time Only (TO)	FROM WHOM DIVORCED (Give full name, surname first)	MEMBER (Yes or No)
			Day	Month	Year		Day	Month	Year			
1	McDONALD, William Everett	E	18	OCT	1936	New Jersey	15	MAY	1973	TO	HUISH, Rosemary Katrina	Y

EXCOMMUNICATIONS

	MEMBER EXCOMMUNICATED (Name in full, surname first)	PRIESTHOOD OR SEX	DATE OF BIRTH			WHERE BORN (State or Nation)	DATE OF EXCOMMUNICATION			REASON FOR EXCOMMUNICATION	STATUS Single Married Divorced Widow or Widower
			Day	Month	Year		Day	Month	Year		
1	XENOBRUNDT, Kenneth Mead	E	14	JAN	1940	Arizona	9	AUG	1973	Apostasy and Immoral Conduct	M

DEATHS OF MEMBERS

	MEMBER (Name in full, surname first)	PRIESTHOOD OR SEX	STATUS Single Married Divorced Widow or Widower	FATHER'S FULL NAME (Surname first)	DATE OF BIRTH			PLACE OF BIRTH		
				MOTHER'S MAIDEN NAME (Surname first)	Day	Month	Year	City/Town	County/Province	State/Nation
1	COLBY, Emma Arleen	F	W	TRIST, David Norman	13	SEP	1903	Williston, Barnwell, South Carolina		
				UPTON, Megan Anne	21	JUL	1973	Coer d'Alene, Kootenai, Idaho		

This is a sample page using fictitious names only.

RECORD OF MISSIONARIES

	MISSIONARIES (Name in full, surname first)	PRIEST- HOOD OR SEX	FULL- TIME OR STAKE	DATE SET APART Day Month Year	DATE RELEASED Day Month Year	MISSION
1	Total Seventies (Not on full-time missions) as of December 31					
2	HAGERMAN, Charles Lloyd	E	F	10 JUN 1973		Ohio Mission

MARRIAGES OF MEMBERS

	MEMBERS MARRIED (Name in full, surname first)	PRIEST- HOOD OR SEX	DATE OF BIRTH Day Month Year	WHERE BORN (State or Nation)	DATE OF MARRIAGE Day Month Year	Marriage for Time and Eternity (TE) or Time only (TO)	TO WHOM MARRIED (Name in full, surname first)	MEMBER (Yes or No)
1	MARTINEAU, Jeane Katherine	F	15 DEC 1952	North Dakota	26 APR 1973	TE	CRANDALL, Jero'd Owen	Y

BIRTHS AND BLESSINGS

	CHILD (Name in full, surname first)	SEX	DATE OF BIRTH Day Month Year	PLACE OF BIRTH City/Town County/Province State/Nation		DATE BLESSED Day Month Year	BY WHOM BLESSED (Surname first)
			FATHER'S FULL NAME (Surname first)	MOTHER'S FULL MAIDEN NAME (Surname first)			
1	PALMER, Mark Alexander	M	22 FEB 1973	Rutland, Rutland, Vermont		30 MAR 1973	PALMER, Roland Troy
			PALMER, Roland Troy	MADISON, Anna Raphael			

BAPTISMS AND CONFIRMATIONS

	MEMBER (Name in full, surname first)	SEX	DATE OF BIRTH Day Month Year	PLACE OF BIRTH City/Town County/Province State/Nation		DATE BAPTIZED Day Month Year	BY WHOM BAPTIZED (Surname first)
			FATHER'S FULL NAME (Surname first)	MOTHER'S FULL MAIDEN NAME (Surname first)	DATE CONFIRMED Day Month Year	BY WHOM CONFIRMED (Surname first)	
1	CURTISS, Ronald Morris	M	20 APR 1944	Council Bluffs, Pottawattamie, Iowa		3 FEB 1973	DAVIS, Frederick Arno
		F	CURTISS, Michael Raymond	FORREST, Donna Marie		3 FEB 1973	GARNER, George Lyn

APPENDIX G

PRIESTHOOD REPORTS

Reports	Page
1. Form M, Annual Melchizedek Priesthood Report, 1918	180
2. Instructions for Annual Priesthood Report, 1918	182
3. Melchizedek Priesthood Quarterly (Monthly) Report, 1961	184
4. Aaronic Priesthood Stake and Ward Quarterly Report, 1938	185
5. Stake Monthly Report for Aaronic Priesthood Youth, 1950 (poor original)	187
6. Stake Monthly Report for Senior Members of the Aaronic Priesthood, 1963 (poor original)	189

ATTENDANCE RECORD, BASED ON MEMBERSHIP DEC. 31

- 12. Average attendance at quorum meetings
- 13. Number of quorum meetings held
- 14. Number of officers' council meetings held
- 15. Number residing in quorum district not enrolled
- 16. Number who did not attend a quorum meeting
- 17. Number who did not attend a class meeting
- 18. Number who did not attend a sacrament meeting

ACTIVE, BASED ON MEMBERSHIP DEC. 31

- 19. On foreign missions December 31
- 20. Quorum duties
- 21. General Church and Stake duties
- 22. Ward duties

INACTIVE, BASED ON MEMBERSHIP DEC. 31

- 23. Age, infirmity and sickness
- 24. Occupation
- 25. Absent from Ward and inaccessible
- 26. In military service
- 27. Willing to labor but not assigned in Stake, Ward or quorum
- 28. Not willing to labor
- 29. **TOTAL, QUORUM MEMBERSHIP, same as line 10**

TITHING RECORD, BASED ON MEMBERSHIP DEC. 31

- 30. Full tithesayers
- 31. Part tithesayers
- 32. Total tithesayers
- 33. Less tithesayers removed, etc.
- 34. Present members who paid tithing during 1918
- 35. Exempt
- 36. Non tithesayers
- 37. **TOTAL QUORUM MEMBERSHIP, same as line 10**
- 38. Financial aid received from all sources

INSTRUCTIONS TO QUORUM OFFICERS

This report should be made up by the quorum presidency and secretary. It is designed to be of value to the quorum officers by bringing to their attention the activity of each member. When completed, this report should be carefully studied by the presidency of the quorum, and should guide them in their labors with the individual members of the quorum, so that each man will be encouraged to attain the highest possible efficiency in his important calling, and thus raise the general standard of the quorum. Moreover this report will form a part of the record of the Priesthood of the Church, and should, therefore, be very carefully compiled.

ANNUAL REPORTS

List the names of the presidency of the quorum first; then list the other quorum officers, and follow these with the names of the quorum members. List all names on record December 31, 1918.

When the report is complete, with the exception of the tithing items, it is to be sent to the Stake Clerk, who will fill in this information.

Missionaries in the field should be given credit in column "Other Church Duties," under general heading "Absent on account of."

WEEKLY CLASSES

You will notice the attendance at weekly priesthood classes is asked for. In the majority of the quorums of the Church there is a separate meeting of quorum and classes. Please obtain from the ward clerk information concerning the attendance of each member of the quorum at the regular weekly priesthood class held in the ward. When quorums meet weekly the attendance at the priesthood classes should be the same as the figures showing the attendance at quorum meetings.

In the column headed "Number of Possible Meetings," enter the number of meetings held covering the time the individual has resided in the ward during the year, or since date of his ordination during the year.

Under the heading "Absent from Home," should be included those engaged in Military Service or who are absent for any other reason.

The following rules should prevail in recording the active and inactive members of the Priesthood:

ACTIVE--In defining the activities of the members of the Church holding the Priesthood, a distinction should be made between those duties that are required of all members of the Church, such as attendance at sacrament meetings, payment of tithes and offerings, etc., and the duties of those who hold the Priesthood.

Activities are defined in the annual report under four groups: Missionaries, officers and instructors in quorums and classes, those performing stake and ward duties, including active officers and instructors in auxiliary organizations. In applying the rule concerning activity in the Priesthood it should be understood that it will apply to any calling of the Priesthood. A High Priest may be acting as a Teacher; or a Seventy as a Priest or Deacon.

INACTIVE -As to inactivity, it applies to those who are unable to perform duties or labors in the Priesthood on account of age, infirmity, sickness, occupation, absence from home for lengthy periods; when not assigned to perform any duty or labor in the Priesthood by the stake or ward officers. And the final item, "Not willing to labor," would indicate a person who has been requested to labor in some office or calling of the Priesthood, and who has declined or neglected to do so.

It should be the aim of the stake, quorum and ward officers to see that every person holding the Priesthood is actively engaged in some duty or calling. There is ample scope for every person who is willing to do it. The First Presidency has stated in the Annual Circular that "Every person ordained to the Priesthood should be given something to do. Then he will realize that Priesthood means service."

The following rules should prevail concerning the enrollment in quorums and classes of all members of the stake holding the Priesthood:

INSTRUCTIONS OF THE FIRST PRESIDENCY, MAY 9, 1916

1st—Each quorum should have one roll only, and every person holding the Priesthood should be enrolled in the quorum having jurisdiction in the ward where his Church membership is recorded. The practice of keeping a supplemental or inactive roll is not approved.

2nd—Recommendations from one quorum to another are not required. The present arrangement for admitting members in the quorum is already published as follows:

“The certificate of ordination should be carefully preserved by the person ordained; and, whenever necessary, it should be presented to the proper authority as an evidence of his ordination. Upon this evidence he should be admitted to membership in the usual manner by the quorum having jurisdiction in the ward or stake where he resides, providing he has been accepted as a member of the ward. If he does not possess certificate of ordination, and the recommend upon which he is received in the ward names his Priesthood and ordination, it should be accepted as evidence that he holds that office, provided there is no evidence to the contrary, and provided he has been admitted as a member of the ward in full fellowship.”

3rd—When a person holding the Priesthood removes from one ward to another and is accepted as a member of the ward into which he moves, it becomes the duty of the Ward Clerk to notify the president of the quorum of the arrival of this person. The new member should present his certificate of ordination as evidence that he holds the Priesthood, and upon that certificate he should be presented for admission to membership in the quorum to which members of that ward holding the same Priesthood belong. It is the duty of the Ward Clerk to report at the next ward weekly Priesthood meeting the arrival of any person holding the Priesthood, and every such newly arrived member should be enrolled in the proper class, whether he has attended a class meeting or not.

4th—When a member holding the Priesthood becomes a member of the ward, the proper quorum officer having jurisdiction should look after him and see that he becomes enrolled in the quorum.

5th—It is the duty of the secretary of a High Priests' or Elders' quorum to prepare certificates of ordination, and to have them signed by the proper officers, presented to the Ward Clerk to be entered upon the ward record, and then delivered to the persons in whose favor they are issued. Seventies' quorums, however, do not issue certificates of ordination. They are issued by the First Council of Seventy. Therefore, Seventies' quorums should not be provided with certificates. When a person is ordained to the office of Seventy by any other person than a member of the First Council, the proper quorum officers should immediately notify the First Council of Seventy, requesting a certificate of ordination to be mailed or delivered to the quorum officer, and after it has been entered on the quorum record and the ward record it should be delivered to the person in whose favor it is issued.

6th—When a quorum withdraws its fellowship from one of its members, a report of the action of the quorum should be sent to the Bishop of the Ward.

STAKE _____ YEAR _____
MELCHIZEDEK PRIESTHOOD REPORTS

REPORT OF QUORUM ACTIVITIES

	Number enrolled	Average Attendance at weekly Priesthood Meeting or other Church Assignment at that hour		Average Attendance at Sacrament Meeting		Living Away From Home			Those living away from home corresponded with during month	Number who have filled one or more Church assignments during month	Visits To Members		Number serving as officers, advisers or teachers in stake, ward, priesthood or auxiliary capacities, or as stake missionaries	Number attending monthly quorum business meeting	Number of Quorum Priesthood Meetings held during month
		NO.	%	NO.	%	Full time Mission	In Military Service	Others living away from home			7A	7B			
HIGH PRIESTS															
Jan.															
Feb.															
Mar.															
Apr.															
May															
June															
July															
Aug.															
Sept.															
Oct.															
Nov.															
Dec.															
MEMBERS															
Jan.															
Feb.															
Mar.															
Apr.															
May															
June															
July															
Aug.															
Sept.															
Oct.															
Nov.															
Dec.															

State

Report of Aaronic Priesthood
For the Six Months Ended June 30, 1938

ENROLLMENT		REPORT OF MEMBERS OF REGULAR QUORUMS OR CLASSES (12 to 19 inclusive)														
Aaronic Priesthood 12 to 19 incl	Members 20 or over (total)	Total Aaronic Priesthood in Ward	No. of Quorum or Class Mts. held	Avg No attending meetings	% of avg attend (based on No. 1)	No assignments at duty roster	No assignments of duty roster	No. members fulfilling assignments	Number acting as Ward Teachers	Possible number quorums or classes	No. of quorums now organized	No. quorums for members 12 to 19	% of avg attend of superintends	No. away from home, etc.	No. carrying load of Writings	No. of members who July 1st-31st
1	2	3	4	5	6	7	8	9	10	11	12	13	14	15	16	17
216	210	426	457	79	37	1547	1505	126	33	21	20	21	57	17	168	47
351	247	598	669	160	46	3476	2757	274	109	35	30	35	53	36	263	26
574	397	971	400	182	32	4173	3977	328	78	44	26	28	25	34	346	52
312	260	572	191	93	30	831	763	131	46	15	16	17	.	35	143	21
609	575	1184	638	203	33	3994	3667	317	90	54	36	43	46	37	335	110
391	357	748	412	148	38	2722	2523	271	96	33	28	28	64	28	318	60
131	116	247	115	36	27	436	428	65	36	13	8	14	89	2	12	8
92	71	163	184	32	35	916	828	60	11	13	10	9	10	4	77	28
457	274	731	577	150	33	3534	3175	357	77	34	32	33	51	25	380	73
149	179	328	263	49	33	1098	993	99	53	17	12	7	23	15	130	22
468	258	726	411	125	27	2059	1851	228	44	32	23	21	78	35	478	101
157	166	323	232	51	32	867	667	80	20	16	11	13	33	20	57	8
243	249	592	700	125	36	3579	3408	228	60	40	33	33	40	23	222	70
332	216	548	445	103	31	2626	2365	191	59	25	21	22	15	4	72	23
362	340	702	582	120	33	1438	1334	179	89	31	24	17	7	69	166	42
367	228	595	460	160	45	2234	2065	287	72	32	27	27	66	5	292	81
431	243	674	635	153	35	2324	4191	366	99	42	33	33	30	58	370	100
592	408	1000	681	241	41	9169	7902	400	100	40	38	33	46	26	509	107
207	284	581	429	113	38	2031	1675	185	53	29	25	30	70	52	235	73
6631	5078	11709	8490	2329	X	1014	9575	4172	1269	566	454	464	803	525	4677	1109
Is Aaronic Priesthood Committee formed in state? Number of High Councilors on Committee Total number on committee (Preferably 6 or more) Name and address of Chairman, State Committee										Are visits made in groups, or by (entire) committee No. of visits made to ward class meetings to June 30 No. State Committee meetings held during Six months						

State

Report of Aaronic Priesthood
For the Six Months Ended June 30, 1933

WARD	REPORT OF ADULT MEMBERS (20 or over)															
	No. 12-19 in ward but not members	No. young men bet. 12-19 incl.	No. 12-19 inactive any organization	No. inactive tried during mtg. months	No. 12-19 attending at least one mtg. in month	No. of Adult class meetings held	No. attending Adult Class Mtgs.	No. 20 or over absent, other mtgs.	% average of total adult mem.	No. assignments of duty made	No. assignments of duty filled	No. adults filling assignments	No. acting as ward teachers	No. of adult class supervisors	% org. attend-ance adult mem. attending	
	18	19	20	21	22	23	24	25	26*	27	28	29	30	31	32	
Bannock	7	223	23	12	1	21	2	14	3	80	57	17	11			
Bear Lake	1	352	33	7	17	49	23	9	13	124	112	28	2	4	12	
Blackfoot	26	600	97	13	2	21	30	4	9	16	16	8	7	3	6	
Blaine	45	357	35	10				3	1	8	8	4	2			
Boise	89	691	121	37	18	79	107	18	22	214	196	30	10	11	18	
Burley	27	418	80	57	30			13	4	84	104	20	20	4		
Cassia	2	133	51	26	10			10	8							
Curlew	6	98	11	2				1	1	37	37	3	2			
Franklin	20	477	30	4	3			9	3	150	138	26	10	1	5	
Idaho	25	174	67	2	1			29	16	134	113	22	12			
Idaho Falls	38	506	111	61	16			20	8	37	37	12	4	1	4	
Lent River	37	194	23	14	1			1	1	20	12	5	3			
Malad	47	390	64	50	18	45	7	23	12	96	97	28	12	2	13	
Minidoka	7	339	45	1	8								1			
Montpelier	15	377	58	12	11	18	8		2	59	48	19	6	1	7	
No. Idaho Falls	13	380	40	34	11	26	30	9	17	70	64	24	4	3	28	
Oneida	5	436	8			31	14	22	15	157	134	42	28	4	15	
Pocatello	42	634	64	47	8	94	52	20	18	117	104	32	7	44	46	
Portneuf	32	329	21	7	24					37	28	6	4			
TOTALS	484	7115	986	296	179	384	273	235	X	1440	1305	324	149	78	154	

Number wards with organized Supervising Committees
 No. wards furnishing monthly reports to state committee
 No. state correlation meetings held
 Day and hour of State Priesthood meeting

Are all members of Priesthood expected to attend?
 Number of State Adult Supervisors
 Number of visits to wards by State Adult Supervisors

*Percentage obtained by adding the totals of columns 24 and 25 and dividing by total of column 2, page 12.

REPORT OF

MINNESOTA

STAKE REPORT

ACTIVITIES OF AARON

MONTH	STAKE REPORTS				PRIESTHOOD ACTIVITIES																
	A Report from Path Ward and Branch	Was Stake Committee Council & meeting held	Did Stake Committee for Ward Council meet?	Number Visits to Ward by Stake Committee	Aaronic Priesthood Members Between 12 and 21 years of age now on record				Average attendance at quorum or group meeting				Percent average attendance at quorum or group meetings (Divide Item 2 by Item 1)				Number Serving as Ward Teachers		Number Collecting Fast Offerings		
					Priests	Teachers	Deacons	TOTAL	Priests	Teachers	Deacons	TOTAL	Priests	Teachers	Deacons	STAKE PERCENT	Priests	Teachers		Deacons	
January	Yes	Yes	Yes	0	44	61	191	241	25	32	38	135	51	32	60	56	27	44	34		
February	No	"	"	0	40	57	144	214	17	35	33	125	43	64	61	56	21	41	34		
March	Yes	"	"	0	47	56	186	279	26	13	53	144	31	54	61	54	24	42	104		
April	No	"	"	0	44	57	178	277	14	34	38	126	28	60	61	58	25	43	102		
May	Yes	"	"	6	44	57	143	244	21	36	34	136	28	62	58	56	24	42	106		
June	"	"	"	5	46	58	177	247	18	31	34	123	31	53	58	52	20	41	88		
July	"	"	"	2	44	57	143	244	20	32	36	128	31	56	53	51	22	44	98		
August	"	"	"	5	48	58	154	265	20	33	36	134	42	59	54	52	24	45	95		
September	"	"	"	5	47	54	142	248	14	34	32	126	30	58	58	54	26	46	92		
October	"	"	"	5	43	62	148	247	12	31	32	115	27	50	51	52	22	43	94		
November	"	"	"	5	47	62	141	250	14	36	34	124	30	58	52	51	23	41	88		
December	"	"	"	7	40	61	146	247	24	32	37	133	33	52	53	53	18	33	91		
ANNUAL TOTALS, AVERAGES, AND PERCENTS	Total Yes 10 Total No 0	Total Yes 14 Total No 0	Total Yes 14 Total No 0	GRAND TOTAL 34	Total Priests 448	Total Teachers 303	Total Deacons 1672	GRAND TOTAL 2423	Total Priests 240	Total Teachers 344	Total Deacons 427	TOTAL GRAND 1011	Priests Percent 43.7%	Teachers Percent 26.1%	Deacons Percent 10.2%	ANNUAL PER CENT 80.0%					

REPORTS FOR AARONIC PRIESTHOOD UNDER 21

1950

10 PRIESTHOOD MEMBERS BETWEEN THE AGES OF 12 AND 21 YEARS

SACRAMENT MEETING								Sunday School Average Attendance Priests, Teachers, Deacons	Y.M.M.L.A. Average Attendance Priests, Teachers, Deacons	Number of Priesthood assignments filled				Number of visits by members of Ward Aaronic Priesthood Committees				Number 12 to 21 Living Away from Home	Number Young Men 12 to 21 not ordained to the Priesthood	AARONIC PRIESTHOOD LEADERSHIP								
Average attendance at Sacrament Meeting			Percent average attendance at Sacrament Meeting (Divide Item 6 by Item 1)				STAKE PER-CENT			Number of Priesthood assignments filled				Number of visits by members of Ward Aaronic Priesthood Committees						Was Ward Youth Leadership meeting held?		Number of Leaders who should attend Ward Youth Leadership Meetings			Number of Leaders attending Ward Youth Leadership Meetings			
Priests	Teachers	Deacons	TOTAL	Priests	Teachers	Deacons				Priests	Teachers	Deacons	TOTAL	Priests	Teachers	Deacons	TOTAL			Priests	Teachers	Deacons	TOTAL	Number Yes	Number No	Priest-hood Leaders	Sunday School Leaders	Y.M. M.F.A. Leaders
31	27	63	111	83	44	76	74	173	110	159	267	684	111	7	5	11	23	11	28	7	3	35	43	18	29	20	19	
14	29	57	100	25	13	46	47	148	72	48	146	703	477	7	3	12	22	11	16	6	1	37	41	40	28	16	24	
20	31	62	113	43	55	74	57	148	104	100	244	681	1030	16	9	15	40	11	18	10	0	36	37	31	30	18	22	
16	24	54	94	36	22	42	41	118	102	105	251	584	953	7	3	6	16	10	15	7	2	31	18	42	27	13	23	
19	24	55	103	23	11	34	32	134	98	98	159	425	668	4	7	32	43	12	28	7	3	41	43	34	26	17	15	
14	18	55	102	41	28	36	41	136	82	82	215	571	870	7	4	6	17	11	27	7	3	36	38	30	21	13	13	
16	27	56	99	31	17	34	34	145	115	100	230	670	1000	8	6	2	16	11	29	7	3	36	36	38	21	15	15	
16	26	66	108	33	25	22	41	134	60	88	144	601	888	8	1	4	13	7	29	6	4	31	35	35	18	11	9	
11	31	57	99	23	13	20	20	146	96	46	193	450	688	5	2	3	10	17	33	4	6	28	25	38	14	5	15	
12	28	51	91	27	15	18	38	127	92	87	313	615	1035	3	1	5	9	11	24	5	5	28	27	32	16	13	8	
21	22	64	117	25	22	15	27	131	107	74	205	464	744	13	3	12	28	11	23	4	6	33	37	30	17	12	10	
14	24	62	110	22	17	22	44	127	112	124	244	601	1213	7	6	11	24	11	28	6	4	32	37	34	24	17	12	
Total Priests	Total Teachers	Total Deacons	GRAND TOTAL	Priests Percent	Teachers Percent	Deacons Percent	ANNUAL PER-CENT			Priests Total	Teachers Total	Deacons Total	GRAND TOTAL	Priests Total	Teachers Total	Deacons Total	GRAND TOTAL			TOTAL Yes	TOTAL No							
203	301	705	1210	23.05	15.70	12.14	20.3			1117	2765	4992	10514	89	50	124	261			78	40							

ORIGINAL

AARONIC PRIESTHOOD OVER 21

SALEM

STAKE REPORT

Month of

JULY

1963

A. Number of High Councilors on Stake Committee for Aaronic Priesthood Over 21 5

B. Number of council meetings held by Stake Committee this month 1

Items WARD OR BRANCH List in alphabetical order	ENROLLMENT				VISITS				ASSIGNMENTS				SCHOOLS		BECOMING		ADVANCEMENTS			Cumulative Totals	Att.
	Number of Aaronic Priesthood and Unordained men over 21 in ward membership records at end of month		Number of men personally visited one or more times this month by mem- bers of the committee and of subgroups		Total number of visits to members or their families by individual members of ward committee and of subgroups		Number of members filled one or more assign- ments during the month		Total Number of Assignments filled by members this month		Number of Members and Wives participating from school during last three months		Number of Men and Wives participating from school during last three months		Number of Members and Wives participating from school during last three months		Number of Members and Wives participating from school during last three months				
	Priesthood Over 21	Unordained Over 21	Total Over 21	Un- ordained Over 21	Total Over 21	Un- ordained Over 21	Total Over 21	Un- ordained Over 21	Total Over 21	Un- ordained Over 21	Total Over 21	Un- ordained Over 21	Total Over 21	Un- ordained Over 21	Total Over 21	Un- ordained Over 21	Total Over 21	Un- ordained Over 21	Total Over 21		
1 ALBANY	10	7	11	8	24	4	27	4	2	0	4	0	0	1	0	0	0	3	10		
2 CORVALLIS	12	4	9	8	8	8	8	8	0	0	0	0	4	0	0	0	0	3	6		
3 CORVALLIS R	4	5	13	1	11	0	12	0	5	0	7	0	1	0	0	0	0	0	13		
4 LEBANON	4	6	4	2	12	2	15	2	2	0	6	0	0	0	0	0	0	0	7		
5 McMINNVILLE	12	8	6	12	12	7	12	7	6	0	24	0	13	0	0	0	0	1	17		
6 MOLALLA C	2	2	3	9	7	8	7	8	3	0	6	0	0	0	1	0	0	1	8		
7 MONMOUTH	7	1	5	7	4	1	8	1	2	0	3	0	0	1	0	0	0	0	2		
8 SALEM	17	6	10	19	9	11	9	11	6	3	7	4	0	0	0	0	0	2	19		
9 SALEM R	13	16	15	29	18	11	23	13	3	0	4	0	0	0	0	0	0	0	11		
10 STAYTON	3	2	6	6	3	2	3	2	0	0	0	0	0	1	0	0	0	0	0		
11 SWEET HOME	3	4	4	12	6	5	7	6	4	0	4	0	7	0	0	2	0	0	10		
12 WOODBURN	6	6	4	10	15	9	19	15	5	2	23	1	0	0	0	0	0	5	19		
13																					
14																					
15																					
Stake Totals	122	67	90	123	130	68	150	77	38	5	88	5	25	3	1	2	17	122			

Raymond Hardman
President

Address: 3111 GRANT ST
CORVALLIS, ORE

Signed: *Raymond Hardman* acting
Secretary, Number of High Councilors

APPENDIX H

AUXILIARY REPORTS

Reports	Page
1. Relief Society Annual Report, 1920	191
2. Sunday School Annual Report, 1872 (poor original) .	193
3. Sunday School Annual Report, 1957 (poor original) .	194
4. YWMIA Annual Report, 1925	196
5. YWMIA Annual Report, 1940	198
6. YMMIA Annual Report, 1930	200
7. Primary Annual Report, 1891	202
8. Primary Annual Report, 1943	203

*Sagan*⁸

STAKE

Statistics

Membership Jan. 1, 1920				Admitted to membership during year	Total as line 13 Add 4-5	Membership Dec. 31, 1920				Removed or Resigned	Died	Total same as line 6 Add 10-11-12	No. of meetings held	Average attendance at meetings	No. of R. S. organizations	No. of L. D. S. families in ward
No. Officers Enrolled	No. Teachers Enrolled	No. Members Enrolled	Total Enrolled Add 1-2-3			No. Officers Enrolled	No. Teachers Enrolled	No. Members Enrolled	Total or present Membership Add 7-8-9							
1	2	3	4	5	6	7	8	9	10	11	12	13	14	15	16	17
7	14	19	40	8	48	7	14	25	46	2		48	18	15	1	53
3	24	29	63	15	78	7	26	38	61	16	1	78	33	22	1	214
6	33	37	76	24	100	6	36	47	89	9	2	100	47	25	1	168
8	33	38	79	19	98	7	24	45	76	21	1	98	37	24	1	168
5	44	70	119	18	137	10	41	58	109	24	4	137	41	24	1	
8	16	23	47	11	58	8	16	31	55	3		58	41	20		
				91	91	7	38	40	85	5	1	91	32	30	1	198
8	33	40	81	4	85	8	32	40	80	4	1	85	32	20	1	
4	26	46	81	2	83	9	24	41	74	6	3	83	32	20	1	
5	15	20	40	4	44	6	15	19	40	3	1	44	47	7	1	40

Logan

STAKE

WARD	No. of visits to Ward by Stake Relief Society Officers	No. visits made by R. S. Ward teachers during yr.	Days spent with the sick	Special visits to the sick	Families helped	Bodies prepared for burial	No. of days spent in Temple work	Assistance to Missionaries or their families	OUTLINE SUBJECTS STUDIED				
									Genealogy	Book of Mormon	Literature	Social Service	Current Events
	19	20	21	22	23	24	25	26	27	28	29	30	31
George	2	36	24	140	2	3	40		yes	yes	no	yes	
Logan First	13	970	134	411	17	5	123		yes	yes		yes	
" Second	7	569	156	101	31	2	75 1/2		yes	yes	no	yes	no
" Fifth	8	1484	107	171	12		308		yes	yes	no	yes	no
" seventh	24	11	87	198	65	3	475	20	yes	yes	no	yes	no
" Eighth	3	11			53				yes	yes	yes	yes	
" Eleventh	14	938	312	280	9	1	271	15	yes	yes	no	yes	no
vidence 1st	3		402	654	17	6	54	2	yes	yes	no	yes	no
" 2nd	3	850	30	150	10	4	140	6	yes	yes	yes	yes	yes
new Heights	4	229	76	181		5	67		yes	yes	yes	yes	no

Statistical Report

For the Year Beginning June 1, 192^a..., and Ending May 31, 192^b...

MEMBERSHIP:		VISITS:
Number Associations	10	Number Times Wards Visited by Stake Officers
Number Reported	10	Ave. No. Stake Officers Visiting.....
Number Members on Stake Board.....	14	Number Times Stake (including visits to wards)
Number Local Officers and Class Leaders.....	96	Visited by Members of General Board.....
Number Members Enrolled:		JOURNAL AND LIBRARY:
Adv. Senior	127	Number of Journals Taken in Wards.....
Senior	92	Number Associations Subscribing for Journal...
Junior	69	Number having Bound Vol. of Journal for Cur-
Bee-Hive	149	rent Year
Total Membership	547 in. 64	Number of Books in Association Library.....
(Add items above except first two)		CLASS WORK:
Average Attendance of Members.....	326-59% in. 2%	Courses of Study:
Average Attendance of Visitors.....		No. Prescribed Courses completed:
No. Unmarried Girls between the ages of 14 and		Advanced Senior
23 not enrolled.....	23	Senior
No. on Missions.....	5	Junior (Name courses completed—give
WARD MEETINGS:		number) <u>III Nephi</u>
Number Wards Holding Preliminary (7 o'clock)		<u>Missionary Course</u>
Joint Officers' Meetings:.....	10	<u>The Savior of the World</u>
No. Preliminary Joint Officers' Meetings.....	299	<u>Girlhood-Courtship</u>
No. Additional Officers' Meetings.....	20	<u>Social Conduct</u>
Association Meetings (Oct.-May):		Supplementary Courses (name and number).....
Lesson meetings	216	<u>Parables & Miracles</u>
Testimony meetings	11	<u>Home Nursing</u>
Special Monthly Programs.....	58	<u>Beauty Culture</u>
Sunday Evening Joint Meetings.....	104	BEE-HIVE GIRLS:
Summer Meetings:		Number of Wards.....
Other than Class Gatherings.....	112	Number of Swarms.....
Recreational Events	34	Number of Bee-Hive Girls.....
Summer Gatherings as outlined in special folder		Number of Bee-Hive Programs.....
for 192.....	7	(Regular Guides for cell filling)
Class or Group Gatherings or Outings:		Number Attaining Rank: Builders.....
Adv. Senior	3	Gatherers.....
Senior	28	Keepers
Junior	13	No. Swarm Outings.....
Recreational Events		MOTHERS' AND DAUGHTERS' DAY:
STAKE MEETINGS:		No. Wards observing this day.....
Number Stake and Ward Officers' Meetings.....	12	Did the Stake observe this day?.....
Average Attendance at Stake and Ward Officers'		
Meetings	22	
No. Stake Board Meetings: Separate.....	18	
Joint	12	
Number M. I. A. Meetings held on Evening of		
Stake Quarterly Conference.....	4	
No. Stake and Local Officers Present at M. I. A.		
Convention	78	

NOTE—This report should be made out and forwarded to the General Secretary by June 15th.
Please be prompt. Be sure to keep a copy. If any Associations are not reported, state reasons.

SPECIAL MONTHLY PROGRAMS (Name the programs according to Special Folder and give number presented)		JOINT READING COURSE Names of Books	No. Read
Evening Lumbermen Social	10	Mother Mason	267
.....	10
.....	10	The Romantic Rise of a Great American	83
.....	10	Forty Minute Plays from Shakespeare	69
.....	St. Matthew	159
.....	Life of Christ	51
.....
.....
.....
.....

Financial Reports

For the Year Beginning June 1, 1925, and Ending May 31, 1926

WARD			STAKE		
Cash on Hand Last Report.....	\$ 167	03 ✓	Cash on Hand Last Report.....	\$ 140	19 ✓
Cash Received.....	\$ 385	76	Cash Received.....	\$ 185	60
Total.....	\$ 552	79	Total.....	\$ 325	79
Cash Disbursed.....	\$ 398	13	Cash Disbursed.....	\$ 210	88
Balance on Hand.....	\$ 154	66	Balance on Hand.....	\$ 115	11
Total.....	\$ 552	79	Total.....	\$ 325	79
			Amount of Fund Paid.....	\$ 118	75 ✓

NOTE—Keep amount of Fund separate from the rest of the financial report.

Report of Service

Report briefly service rendered by Y. L. M. I. A. in Ward socials, fairs, bazaars, etc., the proceeds of which have been used for ward or stake purposes.

Here in several instances improved stage, in the way of hangings, etc., and obtained funds from selling refreshments.

Estimate the proportion of funds raised by Y. L. M. I. A. for ward or stake benefits (other than M. I. A.) 68.50.

ANNUAL REPORT OF THE Y.W.M.I.A.
For the Year Beginning June 1, 194..., and Ending May 31, 194...

WARDS	Number Officers and Class Leaders	MEMBERS					Total Membership	No. Uninitiated Girls Between 12 and 15 yrs not enrolled	No. Uninitiated Girls Between 16 and 18 yrs not enrolled	No. Officers on Mission	AVERAGE ATTENDANCE		
		Special Interest Groups	GI	Je.	B.H.	Officers & Class Leaders					Members	Try Along Attendance	
Cardston	12	17	22	27	34	100				10.5	70	80	
Cardston Branch	17	52	26	23	24	127				11.1	123	71	
Bellevue	10	14	2	4	6	32				7	122	22	
Highgate	7	6	2	1	1	15				6	7	13	
Thurston	6	4	7	2	3	20	2			4.1	10.4	15	
Spokane	12	7		2	1	25				10.2	96	19	
Itasca	12	6	2	2	2	28				7	15	17	
Hillsboro	12	39	30	15	21	120	3			11	37	48	
Glenn	10	14	14		15	53				8	24	32	
Mountain View	13	17	8	4	14	56	1			4.3	31.6	40	
Granville	12	4	6	3	3	28	3			8.4	16.9	25	
Dodge	11	13	6		6	37	3		1	8.1	22	30	

TOTALS 132 159 123 90 142 679 15 2 100 75 148 412

STAKE MEETINGS:

No. Monthly Leadership Meetings Held 5
 Average Attendance at Leadership Meetings (Stake Officers) 5
 No. Stake Board Meetings:
 Separate 3
 Joint 4
 No. M.I.A. Meetings Held on Evening of Stake Quarterly Conference 4
 No. Present at Annual Stake M.I.A. Convention (Y.W. Stake Board) 10
 No. Stake Officers Subscribing for Era _____

READING COURSE

(Give Number in Ward and Stake Libraries)

"Unto the Hills" 2
 "One Who Was Valiant" 1
 "Hello Lie" 3
 "Singing Tree" 3

FINANCIAL REPORTS

For the Year Beginning June 1, 194..., and Ending May 31, 194....

WARDS

Cash on Hand Last Report 1 \$ _____
 Cash Received _____ \$ _____
 Total _____ \$ _____
 Cash Disbursed _____ \$ _____
 Balance on Hand _____ \$ _____
 Total _____ \$ _____
 Amount of Fund Paid _____ \$ _____

(Keep fund separate from rest of report. Wards on budget plan will report only cash disbursed and amount of fund paid.)

STAKE

Cash on Hand Last Report _____ \$ 45.35
 Cash Received _____ \$ 48.55
 Total _____ \$ 93.90
 Cash Disbursed _____ \$ 50.24
 Balance on Hand _____ \$ 43.66
 Total _____ \$ _____
 Amount of Fund Paid _____ \$ 70.00

(Keep fund separate from rest of report)

STAKE Statistical Report of Young Men's Mutual Improvement

Number of Associations	MEMBERSHIP					AVERAGE ATTENDANCE					MEETINGS											
	Officers and Department Leaders	Adult Department (Men only) (Including Professional Class)	M. Men Department	Vanguards Department	Boy Scouts Department	TOTAL	Officers and Department Leaders	Adult Department (Men only) (Including Geographical Class)	M. Men Department	Vanguards Department	Boy Scouts Department	TOTAL	Average Number of Visitors	Average No. Y. M. M. Officers at Ward Priesthood Officers Meeting with Bishop	Average No. Officers at Leadership Training Meeting	No. Executive Officers' Meetings	No. M. L. A. Administrative Meetings	No. Regular Association Meetings	No. Monthly Sunday Evening Social Meetings	No. Ward Priesthood Officers Meetings with Liaison	No. Conferences and Conventions	TOTAL MEETINGS
20	5	0	12	0	14	50	4	4	3	4	8	23	0	4	2	12	15	32	8	32		10
20	1	27	6	0	12	57	6	8	2	0	9	25	1	6	3	7	4	27	6	10		3
20	10	8	25	8	12	63	5	4	11	3	5	28	2	5	3	20	4	31	11	23		9
20	7	9	8	7	10	41	5	6	5	4	7	27	1	5	2	5	5	27	9	25		1
20	1	14	14	11	8	58	9	7	9	9	6	40	0	4	4	30	0	34	11	20		4
20	7	29	20	0	34	90	3	12	6	0	19	40	1	3	2	16	17	30	10	16		2
20	13	49	27	23	50	167	10	26	8	8	26	78	6	2	4	6	0	32	11	32		1
20	7	3	2	0	8	20	5	2	1	0	6	14	7	4	7	12	0	30	8	15		1
20	7	1	4	0	24	58	4	3	6	0	14	27	1	2	2	5	0	21	7	7		1
20	7	0	8	0	4	24	5	0	4	0	7	16	1	2	2	2	0	32	6	0		1
20	1	2	1	0	1	11	3	1	1	0	1	6	1	0	1	0	0	15	8	0		1

DEPARTMENT WORK							LIBRARY				MISCELLANEOUS								
No. Depts. that have carried out project work assigned				Community Activity: No. Family Reunions Held During Season	No. Departments which carried out Slogans Project	No. Members who have read any or all of this year's Reading Course Books	No. of Libraries	No. this year's Reading Course Books in Library	No. Other Bound Volumes in Library	No. Pamphlets in Library	TOTAL BOOKS AND PAMPHLETS	No. Young Men away Aheading School	No. Young Men in Service of Country	No. Young Men on Missions	No. M. I. A. Scouts Registered with Nat'l Organization	No. Doing Scout Work Not so Registered	No. Visits M. I. A. State Officers	No. Wards Having Picture Shows	No. Wards Operating on Budget Plan
Adult Dept.	M. Men Dept.	Vanguards Dept.	Boy Scouts Dept.																
yes	yes	yes	yes	0	1	11	no	0	0	0	0	0	1	0	14	8	no	no	
yes	no	no	yes	0	1	0	yes	2	7	0	9	2	0	3	9	0	7	no	no
yes	yes	no	no	7	3	40	yes	7	111	25	142	4	0	1	0	12	4	no	yes
yes	yes	yes	yes	4	0	20	yes	4	97	5	106	3	0	1	10	0	6	no	no
yes	no	yes	yes	0	3	15	no	0	0	0	0	2	0	2	18	0	15	no	no
yes	no	no	yes	1	3	17	yes	5	50	10	65	2	0	4	17	10	8	no	yes
yes	yes	yes	yes	2	2	12	yes	6	20	10	36	5	0	5	32	5	21	no	no
yes	yes	no	yes	1	3	5	yes	7	0	0	7	2	0	2	8	2	6	no	no
yes	yes	no	yes	2	2	0	no	0	0	0	0	0	0	1	24	0	5	no	no
no	no	no	yes	0	0	0	no	0	0	0	0	3	0	0	9	0	6	no	no
no	no	no	no	0	0	0	no	0	0	0	0	1	0	0	14	3	6	no	no

Report of the Primary Associations

of Cardston Stake, for the Year Ending August 31st, 1891

MEMBERSHIP.	No.	MEETINGS.	No.	EXERCISES.	No.	EXERCISES.	No.
No. of Associations,	1	Regular Meetings,	57	Reading from Church Works,	57	Vocal Music,	57
Officers,	4	Officers,	5	Recitations from Church Works,	6	Instrumental Music,	6
Members,	75	Conferences,		Readings from Miscellaneous Works,	23	Essays,	12
No. of Days,	31	Fairs,	1	Recitations from Miscellaneous Works,	13	Dialogues,	4
No. of Girls,	47	Entertainments,	5	Testimonies,	71	Historical Sketches,	31
Average Attendance,	42			Sentiments,		Manuscript Papers,	
Average Attendance of Boys,	16						
Average Attendance of Girls,	26						
INCREASE.							

1899-Book
1898-Book

FINANCIAL

Cash Received,	Cash Disbursed,	Cash on Hand,	Donated to Temple,
When Issued, \$42	\$11.16	\$30.84	\$42
As of Last Report, July 1st, 1891, \$37			
Property Received,	Property Disbursed,	Property on Hand,	Charitable Purposes,
Property on Hand,			Emigration,
As of Last Report,			
TOTAL,	TOTAL,	TOTAL,	TOTAL,

Amey L. Collins, President.
Lizzie Farrell, 1st Counselor.
Walter Turner, 2nd Counselor.

Treasurer,
Walter Turner
 Secretary,
Walter Turner
 Address of Secretary,
Walter Turner

Please forward Report to the General Secretary as near as possible to September 15th.

No. WARDS IN STAKE 7

First Park Stake

Stake

Report of Year Ending August 31, 1943

NAMES OF WARDS Record name of all associations	Type of Organization	Is Association Organized	L. D. S. BOYS IN WARD									L. D. S. GIRLS IN WARD						MISSIONARY ACTIVITIES		
			Boys 4 Years	Boys 5 Years	Boys 6 Years	Boys 7 Years	Boys 8 Years	Boys 9 Years	Boys 10 Years	Boys 11 Years	Girls 4 Years	Girls 5 Years	Girls 6 Years	Girls 7 Years	Girls 8 Years	Girls 9 Years	Girls 10 Years	Girls 11 Years	What has been done to bring in children not enrolled?	What has been done to increase average attendance?
Hurricane South	R	Yes	5	5	8	8	14	10	7	6	8	9	9	13	8	5	7	4	visited homes, and let children be missionaries.	Gold stars for classes learning 100% attendance.
" North	R	"	7	7	2	11	6	8	13	5	0	4	7	6	11	8	7	6	Teacher's visited homes.	Teacher's visited children.
La Verkin	"	"	12	0	7	4	7	4	4	4	10	0	6	4	4	5	3	8	all children in ward enrolled.	
Virgin	"	"	3	2	0	1	2	2	0	0	2	3	6	2	1	1	3	2	Nothing Reported.	
Rockville	"	"	4	0	4	2	4	1	3	2	2	4	5	2	3	4	5	1	All enrolled those not enrolled were away temporarily.	
Springdale	"	"	2	4	3	3	6	7	4	3	0	1	2	2	1	2	3	4	100% enrolled	
Loganville	"	"	2	1	5	3	4	5	4	3	4	5	2	2	3	3	4	3		
TOTALS	R.		35	19	29	32	43	37	31	23	26	26	37	31	31	28	30	28	Total 470	

*Regular (R), Neighborhood (N), Home (H).

NAME OF WARDS	Boys Enrolled Not L. D. S.	Average Attendance	Girls Enrolled Not L. D. S.	Average Attendance	Number Children under 4 Enrolled	Average Attendance	Number Children over 12 Enrolled	Average Attendance	Officers Enrolled	Average Attendance Officers	Prayer Meetings Held	Primary Meetings Held	Other Officers' Meetings Held	Average Attendance of Union Meetings	New Children's Friends	Total Children's Friend Subscribers	
<i>n.r. = nothing reported</i>																	
Hurricane South	0	0	0	0	15	12	0	0	17	9	13	31	43	none	14	32	
" North	0	0	1	1	0	0	0	0	17	15	32	32	42	"	0	22	
La Verkin	0	0	0	0	0	0	0	0	19	13	4	34	45	"	10	22	
Virgin	0	0	0	0	0	0	0	0	n.r.	n.r.	n.r.	n.r.	n.r.	n.r.		4	
Rockville	0	0	0	0	0	0	0	0	13	9	"	19	34	none	1	13	
Springdale	0	2	2	0	0	0	0	0	14	8	"	42	51	"	5	13	
Loganville	0	0	0	0	0	0	0	0	23	18	none	none	25 none	"	1	8	
TOTALS	0	2	3	1	15	12	0	0	105	72	49	158	240	0	0	31	114

John B. ...

ENROLLMENT AND AVERAGE ATTENDANCE BY GROUPS AND AGES

Average Attendance by Number

checked

n.r. = nothing reported

Hurricane South
" North
La Verkin
Rockville
Virgin
Springdale
Hoquerville

NAME OF WARDS	GROUP I 4 and 5 years				GROUP II 6 years				Zion's Boys and Girls First Year, 7 years				Zion's Boys and Girls Second Year, 8 years				Larks 9 years		Bluebirds 10 years		Seagulls 11 years		Blazors 9 years		Trektoes 10 years		Gulden 11 years		TOTAL ENROLLMENT	TOTAL AVERAGE ATTENDANCE
	Boys Enrolled	Average Attendance	Girls Enrolled	Average Attendance	Boys Enrolled	Average Attendance	Girls Enrolled	Average Attendance	Boys Enrolled	Average Attendance	Girls Enrolled	Average Attendance	Boys Enrolled	Average Attendance	Girls Enrolled	Average Attendance	Enrolled	Average Attendance	Enrolled	Average Attendance	Enrolled	Average Attendance	Enrolled	Average Attendance	Enrolled	Average Attendance	Enrolled	Average Attendance		
<i>Hurricane South</i>	9	6	16	12	5	2	9	5	7	2	12	8	13	8	8	4	5	4	7	6	4	3	9	7	7	4	6	4	117	76
<i>" North</i>	13	3	4	3	3	2	7	6	11	6	6	4	5	3	11	6	8	5	7	6	5	4	8	7	12	8	4	3	104	66
<i>La Verkin</i>	12	6	10	7	7	4	6	4	4	3	4	3	7	6	4	4	5	4	3	3	8	7	4	2	4	3	7	2	52	50
<i>Rockville</i>	4	2	5	2	4	3	5	4	2	2	2	1	4	4	3	2	4	4	3	3	1	1	1	1	3	2	2	2	43	33
<i>Virgin</i>	4	<i>n.r.</i>	5	<i>n.r.</i>	0	0	4	<i>n.r.</i>	2	<i>n.r.</i>	1	1	2	<i>n.r.</i>	<i>n.r.</i>	<i>n.r.</i>	1	<i>n.r.</i>	3	<i>n.r.</i>	2	<i>n.r.</i>	1	<i>n.r.</i>	0	0	0	0	26	0
<i>Springdale</i>	4	2	1	1	3	2	2	1	3	2	1	1	6	5	1	1	2	1	3	3	3	2	7	5	3	2	2	1	41	29
<i>Hoquerville</i>	3	<i>n.r.</i>	9	<i>n.r.</i>	5	<i>n.r.</i>	2	<i>n.r.</i>	3	<i>n.r.</i>	2	<i>n.r.</i>	4	<i>n.r.</i>	3	<i>n.r.</i>	3	<i>n.r.</i>	4	<i>n.r.</i>	3	<i>n.r.</i>	5	<i>n.r.</i>	4	<i>n.r.</i>	3	<i>n.r.</i>	36	0
TOTALS	49	19	40	25	27	13	35	20	32	15	28	18	41	26	31	17	28	18	30	21	26	17	35	22	23	17	21	12	439	267

50

30

1166 267

APPENDIX I

CORRELATED REPORTS

Reports	Page
1. Eleven Page Stake Report, 1969 (poor original) . .	207
2. Three Page Stake Report, 1973	218
3. One Page Ward Report, 1975	221
4. One Page Organization Report, 1975	222

OCTOBER 1969		DEC 2 1969		ADELAIDE STAKE				
MONTH YEAR		WARDS - BRANCHES			DISTRICTS		STAKE / DISTRICT / BRANCH	
		ELIZABETH	MARION	PATRICIA	PROSPECT	TORRENS	TOTAL	
A Number of wards		5						
B Number of independent branches		0						
C Number of nonmembers living in stake area		750,000						
Distribution: White and Candy copies to Stake President, then to POU. Pink copy to Stake President. Goldenrod copy to the Green copy to Regional Representative of The Twelve.								
MISCELLANEOUS	Number of ward members end of month	1	388	625	200	643	420	2284
	Average attendance at Sacrament Mtg. this month	2	80	112	120	12	83	387
	% attendance at Sacrament Meeting this month (line 2 - line 1)	3	23	17	22	50	19	52
	Number baptized - ages 12 and of month	4	27	32	13	13	11	101
	Number weekly Priesthood executive meetings	5	4	4	3	3	4	18
	Number of Independent Branches	6	0	0	0	0	0	0
GENERAL	Number holding Current Temple Recommendations	7	4	1	11	2	10	28
	Number of Family Group Sheets submitted for Temple Work	This month 8	STAKE TOTALS					
		Year to date 9	STAKE TOTALS					
	Number of Temple Endowments performed	This month 10	STAKE TOTALS					
	Year to date 11	STAKE TOTALS						
MISSIONARY	STAKE MISSIONARIES	12	0	0	3	0	0	3
	By Stake Missionaries	13	0	0	1	0	0	1
	By Full Time Missionaries	14	0	1	0	1	0	2
	By part effort (not covered in 14-27 above)	15	0	0	1	1	1	3
	Total (sum of lines 14-15, 16)	16	0	0	0	0	0	0
	Single Men 18-25 who have not served a full term mission	17	0	1	1	2	1	5
	By Stake Missionaries	18	11	32	33	32	33	142
	By Full Time Missionaries	19	0	0	0	0	0	0
	By part effort (not covered in 19-27 above)	20	0	0	0	0	0	0
	Total Lines 19, 21, 23	21	3	1	4	6	1	15
	Total Lines 20, 22, 24	22	8	3	17	11	2	41
	Total Lines 19, 21, 23	23	0	0	0	0	0	0
	Total Lines 20, 22, 24	24	0	0	0	0	0	0
	Total Lines 19, 21, 23	25	3	1	4	6	1	15
	Total Lines 20, 22, 24	26	8	3	17	11	2	41
	Number of & stipendless Marriages	This month 27	0	0	0	1	2	3
		Year to date 28	1	0	0	2	2	5
	Those in line 27 considered Family Marriages (New Federal Court in Australia - Temple Sealings not counted as Marriages - 1st and 1st Excluded)	29	0	0	0	0	0	0
Those in line 28 considered Family Marriages (New Federal Court in Australia - Temple Sealings not counted as Marriages)	30	1	0	0	1	0	2	
Total (sum of lines 27-30)	31	100	0	0	50	0	40	
Number in line 31 covered in Marriages	32	0	0	0	1	3	4	
Number of Sealings of those who had not been married (New Federal Court in Australia - Temple Sealings not counted as Marriages)	33	0	0	0	0	0	0	
YOUTH	Number in line 33 covered in Marriages	34	0	0	1	0	1	
	Number in line 34 covered in Marriages	35	0	0	1	0	1	
	Number in line 35 covered in Marriages	36	0	0	1	0	1	
	Number in line 36 covered in Marriages	37	0	0	1	0	1	
	Number in line 37 covered in Marriages	38	0	0	0	0	0	
	Number in line 38 covered in Marriages	39	0	0	0	0	0	
ARMED FORCES	Number of Armed Forces members this month	40	0	0	0	0	0	
	Number of Armed Forces members this month	41	0	0	0	0	0	
	Number of Armed Forces members this month	42	0	0	0	0	0	
	Number of Armed Forces members this month	43	1	4	3	1	1	12
	Number of Armed Forces members this month	44	0	0	3	0	0	3
	Number of Armed Forces members this month	45	0	0	3	0	0	3
	Number of Armed Forces members this month	46	3	4	3	0	0	10
	Number of Armed Forces members this month	47	1	3	1	0	0	5

Distribution:		WARDS - BRANCHES - DISTRICTS							TOTAL
White and canary to Stake President then P.B.O. Pink to Stake President. Goldenrod to Stake Clerk. Green copy to Regional Representative of the Twelve.		ELIZABETH	PHYCHEM	MARION	PROSPECT	TORRENS			
WARD MEMBERSHIP END OF MONTH		388	800	675	643	428			2534
FAST OFFERINGS	LOWERED BY INDIVIDUALS THIS MONTH	19	36	21	26	14		\$ 151.45	116
	CONTRIBUTED YEAR TO DATE	30	117	43	58	26			274
	PER CAPITA THIS MONTH	04	05	03	04	03		04	04
	PER CAPITA YEAR TO DATE	07	15	06	09	06		05	09
PERSONS ASSISTED	THIS MONTH	1	1	1	0	1			5
	* FOR THE FIRST TIME THIS YEAR	1	1	1	0	1			5
	YEAR TO DATE (COUNT EACH INDIVIDUAL ONLY ONCE IN THE YEAR)	1	1	1	1	1			5
	NUMBER WHO ARE ABLE WHO SHOULD HAVE WORKED THIS MONTH	1	1	1	1	1			5
	NUMBER OF LINE 9 GIVEN WORK ASSIGNMENT	1	1	1	1	1			5
	NUMBER OF LINE 10 ASSIGNED WHO DID NOT WORK THIS MONTH	1	1	1	1	1			5
	NUMBER ASSIGNED WHO HAVE NOT WORKED YEAR TO DATE	1	1	1	1	1			5
	HOURS WORKED BY THOSE ASSISTED THIS MONTH	1	1	1	1	1			5
	HOURS WORKED BY THOSE ASSISTED THIS YEAR TO DATE	1	1	1	1	1			5
EMPLOYMENT	PLACEMENTS BY WARD THIS MONTH	1	1	1	1	1			5
	PLACEMENTS YEAR TO DATE	1	1	1	1	1			5
	NUMBER PRESENTLY UNEMPLOYED	1	1	1	1	1			5
BISHOPS ORDERS ISSUED	NUMBER THIS MONTH	1	1	1	1	1			5
	NUMBER WITHOUT PERSONAL VISIT BY BISHOP OR RELIEF SOCIETY PRESIDENT	1	1	1	1	1			5
DONATED LABOR WELFARE PROJECTS	# OF WARD MEMBERS WHO WORKED THIS MONTH (EXCLUDING THOSE ASSISTED)	1	1	1	1	1			5
	* UNMADE FIRST TIME THIS YEAR	1	1	1	1	1			5
	NUMBER WORKERS ASSIGNED TO AN OFFICE	1	1	1	1	1			5
	NUMBER OF HOURS DONATED THIS MONTH BY THOSE WORKING	1	1	1	1	1			5
	NUMBER OF HOURS DONATED YEAR TO DATE	1	1	1	1	1			5
MARK 1 - IF STAKE EMPLOYER WAS GIVEN THIS MONTH		1	1	1	1	1			5

Number of Oral Evaluations conducted this month by the Stake President with Bishops and Branch Presidents		WARDS - BRANCHES - DISTRICTS						TOTAL	PERCENTAGE
		ELIZABETH	MARION	PYNEHAM	PROSPECT	TORRENS			
Number of Families in Stake at end of month		1240	296	343	291	187		1267	
FAMILIES VISITED THIS MONTH	Number	31	5	54	37	13		140	
	Percent (line 2 - line 1)	8	2	16	13	7		11	
	Number of Additional visits to families or family members	1	0	7	1	0		9	
NUMBER OF FAMILIES DISCUSSED AT AN ORAL EVALUATION CONDUCTED BY PRIESTHOOD LEADERS WITH HOME TEACHERS	Concerning families visited (For line 5 - line 1)	29	0	29	16	7		81	67
	Concerning families not visited (For line 6 - line 1)	5	0	16	1	0		22	16
FAMILY HOME EVENING	Number of families holding Family Home Evenings	16	7	26	9	8		64	
	Percent of families holding Family Home Evenings (line 7 - line 1)	5	3	8	3	4		5	
ORAL EVALUATIONS CONDUCTED BY BISHOPS WITH PRIESTHOOD LEADERS	Number of Priesthood Leaders	3	2	5	3	5		18	
	Number of times in line 9 with whom the talking conducted an oral evaluation this month	2	0	5	3	2		12	67
<p>*See Priesthood Home Teaching Handbook, pages 11-14</p> <p>Distribution: White and canary to Stake President then to P.B.O. Pink to Stake President. Goldenrod to Stake Clerk. Green copy to Regional Representative of the Twelve.</p>									

		ELDERS	SEVENTIES	HIGH PRIESTS	WARDS - BRANCHES - DISTRICTS					TOTAL	PERCENTAGE
		2	1 unit	1	ELIZABETH	MARION	PAYNEHAM	PROSPECT	FORENS.		
Number of Quorums	15			5							
Number of Grants											
Distribution: White and Canary copies to Stake President; then to P&M; Pink copy to Stake President; Green and Orange copy to the respective Regional Representative of the District											
HIGH PRIESTS	Number present at end of the month	1			1						46
	Number assigned as Home Teachers	2			2						36
	Number attending Family Home Evening	1			1						24
	Number attending Family Home Evenings	4			4						2
	Average weekly of District Mtg	5			5						25
	Average weekly of Branch Mtg	6			6						11
	Average weekly of Stake Mtg	2			2						36
	Average weekly of Stake Mtg	8			8						80
	Average weekly of Stake Mtg	9			9						28
	Average weekly of Stake Mtg	10			10						12
	Average weekly of Stake Mtg	11			11						40
	Average weekly of Stake Mtg	12			12						87
	Number attending at least one Stake Mtg	13			13						2
	Number attending Business Meeting	14			14						27
Number present at end of the month	15			15						15	
Number present at Home Teachers	16			16						0	
Number attending Family Home Evening	17			17						11	
Number attending Family Home Evenings	18			18						10	
Number attending Family Home Evenings	19			19						6	
Number attending Family Home Evenings	20			20						2	
Average weekly of District Mtg	21			21						10	
Average weekly of District Mtg	22			22						0	
Average weekly of District Mtg	23			23						10	
Average weekly of District Mtg	24			24						10	
Average weekly of District Mtg	25			25						91	
Average weekly of District Mtg	26			26						10	
Average weekly of District Mtg	27			27						0	
Average weekly of District Mtg	28			28						10	
Average weekly of District Mtg	29			29						91	
Number attending at least one Stake Mtg	30			30						3	
Number attending Business Meeting	31			31						2	
Number present at end of the month	32			32						0	
Number present at Home Teachers	33			33						0	
Number attending Family Home Evening	34			34						0	
Number attending Family Home Evenings	35			35						0	
Number attending Family Home Evenings	36			36						0	
Average weekly of District Mtg	37			37						112	
Average weekly of District Mtg	38			38						54	
Average weekly of District Mtg	39			39						20	
Average weekly of District Mtg	40			40						5	
Average weekly of District Mtg	41			41						51	
Average weekly of District Mtg	42			42						7	
Average weekly of District Mtg	43			43						48	
Average weekly of District Mtg	44			44						30	
Average weekly of District Mtg	45			45						19	
Average weekly of District Mtg	46			46						2	
Average weekly of District Mtg	47			47						51	
Average weekly of District Mtg	48			48						37	
Average weekly of District Mtg	49			49						46	
Average weekly of District Mtg	50			50						22	
Number attending at least one Stake Mtg	51			51						0	
Number attending Business Meeting	52			52						0	
Number present at end of the month	53			53						0	
Number present at Home Teachers	54			54						0	
Number attending Family Home Evening	55			55						0	
Number attending Family Home Evenings	56			56						0	
Average weekly of District Mtg	57			57						169	
Average weekly of District Mtg	58			58						84	
Average weekly of District Mtg	59			59						91	
Average weekly of District Mtg	60			60						50	

		WARDS - BRANCHES - DISTRICTS							TOTAL	PERCENTAGE	
		ELIZABETH	HARPOV	DRINEMAN	PROSPECT	TORRENS					
ENROLLMENT	OVER-AGE	NUMBERS	Ages 14-15	1	1	0	1	1	31		
	DEACON 14 to 21 years of age	NUMBERS	Ages 16 to 17	2	3	7	16	16	52		
	TEACHER 16 to 21 years of age	NUMBERS	Ages 20 to 21	3	2	1	3	2	11		
	PRIEST 20 years of age	NUMBERS	Total	4	5	17	20	18	64		
	UNORDAINED	NUMBERS	Ages 12-13	5	1	5	13	15	49		
	Young men (ages 12 to 21) who are members of the Church, but who have not been ordained to the Aaronic Priesthood	NUMBERS	Ages 14-15	6	7	8	6	15	52		
		NUMBERS	Ages 16 to 21	7	15	15	19	23	79		
		NUMBERS	Total	8	22	23	38	38	169		
	Total Aaronic Priesthood Bearers 12 to 21 Years of Age, including Over-age on record at End of Month	NUMBERS	DEACONS	9	16	11	17	18	26	89	
		NUMBERS	TEACHERS	10	3	10	17	14	3	57	
	NUMBERS	PRIESTS	11	3	7	10	10	8	59		
	NUMBERS	TOTAL	12	22	28	52	29	25	169		
ATTENDANCE	SACRAMENT MEETING	NUMBERS	DEACONS	13	5	1	5	2	3	16	15%
		NUMBERS	TEACHERS	14	3	1	5	1	2	15	22%
		NUMBERS	PRIESTS	15	0	7	7	7	4	25	50%
		NUMBERS	TOTAL	16	8	9	17	8	9	56	56%
		PERCENT	17	12	22	32	27	26	30		
	PRIESTHOOD MEETING	NUMBERS	DEACONS	18	5	1	7	2	2	16	15%
		NUMBERS	TEACHERS	19	2	1	5	1	2	15	22%
		NUMBERS	PRIESTS	20	0	7	8	8	2	25	50%
		NUMBERS	TOTAL	21	7	9	20	14	6	50	50%
		PERCENT	22	25	22	38	29	17	30		
SUNDAY SCHOOL	NUMBERS	DEACONS	23	5	2	7	4	3	21	21%	
	NUMBERS	TEACHERS	24	3	1	5	1	2	15	15%	
	NUMBERS	PHILIST	25	1	7	8	8	3	27	27%	
	NUMBERS	TOTAL	26	9	10	20	16	8	63	63%	
	PERCENT	27	45	36	38	33	23	36			
YMMIA	NUMBERS	DEACONS	28	5	1	6	1	3	16	16%	
	NUMBERS	TEACHERS	29	3	3	4	4	2	16	31%	
	NUMBERS	PRIESTS	30	0	5	18	8	2	23	23%	
	NUMBERS	TOTAL	31	8	9	28	13	7	55	55%	
	PERCENT	32	20	22	35	27	20	30			
ABSENCE	Number and percent not attending at least one Priesthood or Sacrament Meeting this month	NUMBERS	DEACONS	33	9	10	10	16	20	64	64%
		NUMBERS	TEACHERS	34	0	9	10	15	0	34	34%
		NUMBERS	PRIESTS	35	2	0	7	4	2	15	15%
		NUMBERS	TOTAL	36	11	19	27	35	22	114	114%
	PERCENT	37	65	63	53	71	63	72			
ACHIEVEMENT	Total young men qualified to date for certificate of achievement	NUMBERS	DEACONS	38	5	0	17	2	2	20	20%
		NUMBERS	TEACHERS	39	3	0	17	4	2	20	20%
		NUMBERS	PRIESTS	40	0	0	18	8	2	28	28%
		NUMBERS	TOTAL	41	8	0	52	14	6	80	80%
	PERCENT	42	40	0	100	29	17	43			

This report is due to the Presiding Bishop (Mission President) on or before the 20th of each month.

Distribution: White and canary copies to Stake President then to P B O.
 Pink copy to Stake President.
 Goldenrod copy to Chairman, Committee - Aaronic Priesthood Youth
 Green copy to Regional Representative of the Twelve

		WARDS - BRANCHES - DISTRICTS							TOTAL	PERCENTAGE
		ELIZABETH	MARION	PRINCEHALL	PROSPECT	TORRENS				
ENROLLMENT	Number 21 years and over	Who hold the Aaronic Priesthood	26	55	67	55	25		228	
		Unordained	14	51	38	55	21		179	
	Number of married men under 21	Who hold the Aaronic Priesthood	1	0	0	0	0		1	
		Unordained	0	0	0	0	0		0	
	Total enrolled at end of month (lines 1-4 above)		41	96	105	110	56		408	
ATTENDANCE	Number attending one or more meetings this month	Priesthood Meeting	2	1	12	9	3		27	
		Sacrament Meeting	2	4	16	5	3		30	
		Discussion Circle, Advancement Seminar, etc.	0	0	6	0	0		6	
MISCELLANEOUS	Number filling one or more assignments this month		2	1	7	2	2		14	
	Inactive—Number not included in items 6, 7, 8, 9, above		39	92	87	103	53		377	
	Number of those enrolled who completed a Priesthood Advancement Seminar this month		0	0	0	0	0		0	
	Number of those who completed a Priesthood Advancement Seminar this year to date		0	0	0	0	0		0	
	Ordinations of adult members	Number of ordinations to any office in the Aaronic Priesthood this month		0	0	1	0	0		1
		Number of ordinations to any office in the Aaronic Priesthood this year to date		0	4	5	0	3		12
		To Melchizedek Priesthood this month		0	0	0	0	0		0
		To Melchizedek Priesthood this year to date		0	9	0	0	2		11
	Living away from home	Those living away from home (armed services, etc.) temporarily*		0	0	0	0	0		0
		Number of above (line 17) to whom letters have been written this month		0	0	0	0	0		0
	Number of socials held especially for Aaronic Priesthood—Adults this month		0	0	1	0	0		1	
Number of socials held especially for Aaronic Priesthood—Adults this year to date		0	9	1	0	0		10		
Number of wards where the division leadership is fully organized		0	0	1	0	0		1		

* A person living away from home 1 month or longer for whom a pink record has not been forwarded

This report is due to the Presiding Bishop (Mission President) on or before the 20th of each month.

Distribution: White and Canary copies to Stake President — then to PBO
 Pink copy to Stake President
 Goldenrod copy to Chairman, Committee — Aaronic Priesthood—Adult
 Green copy to Regional Representative of the Twelve.

A. WAS A STAKE PRIMARY EXECUTIVE MEETING HELD THIS MONTH? YES <input checked="" type="checkbox"/> NO <input type="checkbox"/> B. WAS A STAKE BOARD MEETING HELD THIS MONTH? YES <input checked="" type="checkbox"/> NO <input type="checkbox"/> C. NUMBER OF VISITS TO WARDS AND BRANCHES THIS MONTH <input type="checkbox"/>		WARDS - BRANCHES - DISTRICTS						TOTAL
		ELIZABETH	COLTON	PARADISE	PROSPER	TONKIN		
ENROLLMENT	SUNBEAMS	1	2	2	3	2	10	
	STARS	2	10	11	12	7	42	
	CTR PILOTS	3	10	6	10	5	34	
	RIGHT WAY PILOTS	4	12	12	16	12	56	
	TOP PILOTS	5	12	8	19	12	66	
	BLAZERS	6	7	8	9	6	36	
	TREKKERS	7	7	9	7	1	27	
	GUIDE PATROL	8	10	3	3	2	16	
	GAYNOTES	9	10	15	9	5	47	
	FIRELIGHTS	10	6	2	9	2	27	
	MERRIMANS	11	9	4	9	0	34	
	TOTAL	12	115	92	22	66	56	151
	TOTAL NON L.D.S.	13	6	2	4	0	1	13
ATTENDANCE	SUNBEAMS	14	4	1	4	1	12	
	STARS	15	3	3	3	2	12	
	CTR PILOTS	16	6	2	9	3	20	
	RIGHT WAY PILOTS	17	4	7	2	3	18	
	TOP PILOTS	18	3	2	9	2	19	
	BLAZERS	19	3	3	2	0	10	
	TREKKERS	20	1	2	3	0	7	
	GUIDE PATROL	21	1	0	2	1	5	
	GAYNOTES	22	1	5	3	2	13	
	FIRELIGHTS	23	4	1	3	1	10	
	MERRIMANS	24	1	1	2	1	8	
	TOTAL	25	31	27	42	15	19	134
	AVERAGE ATTENDANCE (LINE 25 - LINE 12)	26	27	30	34	23	34	30
TOTAL NON L.D.S.	27	6	1	1	0	1	9	
ABSENCE	SUNBEAMS	28	15	4	13	3	23	
	STARS	29	5	6	10	5	30	
	CTR PILOTS	30	7	5	6	6	24	
	RIGHT WAY PILOTS	31	8	9	11	6	42	
	TOP PILOTS	32	10	5	7	9	31	
	BLAZERS	33	4	4	3	3	18	
	TREKKERS	34	5	6	3	3	17	
	GUIDE PATROL	35	2	2	1	1	6	
	GAYNOTES	36	9	8	5	5	27	
	FIRELIGHTS	37	4	1	5	4	14	
	MERRIMANS	38	6	3	5	3	17	
	TOTAL	39	75	53	50	46	30	267
	OFFICERS	NUMBER OF OFFICERS AND TEACHERS ENROLLED	40	14	11	18	8	14
AVERAGE ATTENDANCE		41	11	7	15	5	9	47
PRAYER MEETING		42	11	8	12	5	11	48
WARD PREPARATION MEETING		43	8	0	0	-	11	19
STAKE PREPARATION MEETING		44	-	0	15	-	-	15
MISC	LDS TREKKERS	45	0	0	0	0	0	0
	LDS GUIDES	46	0	0	0	0	0	0
	ADVANCED THIS MONTH	47	0	0	0	0	0	0
	PREPARED TO PASS TEST THIS MONTH	48	0	0	0	0	0	0

		WARDS - BRANCHES - DISTRICTS					TOTAL		
		ELIZABETH	MISSION	CONVENEY	PROSPECT	FORENS			
ENROLLMENT	TOTAL NUMBER AT THE END OF THE MONTH	LDS FAMILIES IN VISITING TEACHER DISTRICTS (WHETHER OR NOT VISITED) ✓ 1	72	107	206	153	97	635	
		NON LDS FAMILIES LISTED FOR VISITING ✓ 2	2	0	1	0	2	5	
		TOTAL LISTED FOR VISITING (LDS AND NON LDS)(SUM OF LINES 1 & 2) ✓ 3	74	107	207	153	99	640	
		TOTAL RELIEF SOCIETY MEMBERS (LDS & NON LDS) ✓ 4	336	64	75	116	61	552	
		NON LDS MEMBERS OF RELIEF SOCIETY ✓ 5	1	0	1	0	2	4	
		VISITING TEACHERS ✓ 6	7	21	21	21	9	80	
ATTENDANCE	TOTAL NUMBER IN ATTENDANCE	VISITING TEACHERS AT VISITING TEACHER MEETING ✓ 7	21	13	14	14	7	50	
		SPIRITUAL LIVING MEETING ✓ 8	10	21	30	19	15	95	
		NOME MAKING MEETING ✓ 9	12	23	35	19	9	103	
		SOCIAL RELATIONS MEETING ✓ 10	18	22	30	18	9	103	
		CULTURAL REFINEMENT MEETING ✓ 11	14	25	40	21	11	121	
		AVERAGE NUMBER IN ATTENDANCE AT RELIEF SOCIETY (SUM OF LINES 8, 9, 10 & 11 DIVIDED BY NUMBER OF MEETINGS) ✓ 12	14	25	35	22	10	106	
		PERCENT ATTENDANCE AT RELIEF SOCIETY (LINE 12 - LINE 4) ✓ 13	20	23	17	14	10	17	
		NUMBER OF NEW LDS WOMEN ATTENDING ONE OR MORE MEETINGS THIS MONTH ✓ 14	1	1	2	0	0	4	
		ABSENCE	NUMBER OF MEMBERS WHO WERE NOT AT LEAST ONE MEETING THIS MONTH ✓ 15	22	31	29	18	30	130
		VISITING	FAMILIES VISITED	FROM PERCENTAGE DIVIDE (LINE 16 BY LINE 3) ✓ 16	15	34	59	75	22
FROM PERCENTAGE DIVIDE (LINE 17 BY LINE 3) ✓ 17	4			17	12	39	11	83	
TOTAL (SUM OF LINES 16 & 17) ✓ 18	19			51	71	114	33	288	
COMMUNICATIONS IN LIEU OF VISIT ✓ 19	0			0	13	0	0	13	

Distribution: White copy to Stake President then to PBO.
 Canary copy to High Council Adviser.
 Pink copy to Stake President.
 Goldenrod copy to Stake Relief Society President.
 Green copy to Regional Representative of The Twelve.

FORM 4
 STAKE SUNDAY SCHOOL MONTHLY REPORT.
 Distribution: White copy to Stake President then to P.U.O.
 Canary copy to High Council Adviser.
 Pink copy to Stake President.
 Goldenrod copy to Stake Sunday School Supt.
 Green copy to Regional Representative of The Twelve.

		LINE NUMBER	SUBJECT	NO. ENROLLED	NO. ATTENDING	NO. ABSENT	NO. OTHER	TOTAL		
A	ENROLLMENT	TOTAL OF ALL MEMBERS 3 YEARS OF AGE AND OLDER PLUS NON MEMBERS WHO ARE ENROLLED IN SUNDAY SCHOOL	COURSES	1	21	18	3	60		
				2	18	15	3	51		
				3	21	20	1	51		
				4	21	18	3	51		
				5	33	35	2	50		
				6	21	22	1	50		
				7	22	24	2	65		
				8	22	18	4	45		
				9	22	18	4	50		
				10	7	6	1	20		
				11	6	5	1	15		
				12	12	10	2	20		
				13	12	85	209	43	20	
				14	12	12	85	209	43	20
				15	12	12	85	209	43	20
OFFICERS AND TEACHERS			16	23	24	28	19			
TOTAL			17	400	679	506	660			
B	ATTENDANCE	AVERAGE NUMBER IN ATTENDANCE AT SUNDAY SCHOOL THIS MONTH	COURSES	1	7	5	2	21		
				2	7	5	2	11		
				3	8	7	1	21		
				4	6	7	1	21		
				5	6	14	2	57		
				6	8	6	2	40		
				7	7	6	1	21		
				8	7	6	1	21		
				9	5	8	2	21		
				10	5	5	1	15		
				11	6	8	2	34		
				12	15	8	7	28		
				13	7	6	1	28		
				14	8	4	1	23		
				15	8	4	1	23		
OFFICERS AND TEACHERS			16	23	24	24	110			
TOTAL			17	91	115	200	652			
PERCENT ATTENDANCE (LINE 32 ÷ 16)			18	23	17	27	23			
C	ABSENCE	NUMBER OF THOSE ENROLLED WHO DID NOT ATTEND SUNDAY SCHOOL THIS MONTH	COURSES	1	3	3	0	31		
				2	3	3	0	17		
				3	20	22	1	22		
				4	14	35	1	29		
				5	23	12	1	25		
				6	21	29	2	29		
				7	20	25	1	112		
				8	20	35	3	162		
				9	20	96	109	197		
				10	0	0	0	0		
				11	0	0	0	0		
				12	90	19	56	135		
				13	22	87	263	363		
				14	6	28	24	322		
				15	6	28	24	322		
TOTAL			16	294	328	506	604			
D	OTHER	OFFICERS AND TEACHERS	17	13	8	8	31			
			18	15	1	28	49			
			19	0	1	11	12			
			20	0	22	23	23			
			21	0	1	1	1			
TOTAL			21	28	32	32	117			

1 AVERAGE ENROLLMENT OF THE YMMIA STAKE BOARD THIS MONTH			5	WARDS - BRANCHES - DISTRICTS							TOTAL	PERCENTAGE		
2 AVERAGE ATTENDANCE OF BOARD MEMBERS AT MIA THIS MONTH			5	ELIZABETH	UNION	FAVINGHAM	INDUSTRIAL	TOWNERS						
District copy to Stake President then to RSO Central copy to High Council Advisor Park copy to Stake President General copy to Stake YMMIA Superintendent Grand copy to Regional Representative of The Twelve				Stake activity do not include in total	23	4	19	23	5					
ENROLLMENT	TOTAL ENROLLED IN YMMIA	SCOUT	LDS	2	0	0	0	0	0					
			NON LDS	2	0	0	0	0	0					
			TOTAL	4	0	0	0	0	0					
		EXPLORER	LDS	4	0	0	8	19	6					
			NON LDS	3	0	0	0	1	0					
			TOTAL	7	0	0	8	20	6					
		ENSIGN	LDS	7	12	29	9	23	17					
			NON LDS	8	0	0	1	0	0					
			TOTAL	15	12	29	10	23	17					
		M MAN	LDS	10	20	39	35	38	36					
			NON LDS	11	0	0	1	0	2					
			TOTAL	21	20	39	36	38	38					
		OTHER	MUTUAL INTERESTS	13	0	14	16	0	9					
			OFFICERS & TEACHERS	14	5	18	14	10	6					
		TOTAL LDS ENROLLED (LINES 1, 4, 7, 10)		15	60	86	93	100	75					
TOTAL ENROLLED (LINES 1 & 4-12, 12, 14)		16	65	104	107	110	81							
ATTENDANCE	AVERAGE ATTENDANCE AT YMMIA	SCOUT	LDS	12	8	4	8	2	2					
			NON LDS	18	1	0	1	0	0					
			TOTAL	30	9	4	9	2	2					
		EXPLORER	LDS	20	0	0	5	7	1					
			NON LDS	21	0	0	0	1	0					
			TOTAL	41	0	0	5	8	1					
		ENSIGN	LDS	24	1	3	6	2	1					
			NON LDS	24	0	0	0	0	0					
			TOTAL	48	1	3	6	2	1					
		M MAN	LDS	26	0	5	5	1	3					
			NON LDS	23	0	0	1	0	1					
			TOTAL	49	0	5	6	1	4					
		OTHER	MUTUAL INTERESTS	29	0	5	7	0	3					
			OFFICERS & TEACHERS	31	4	14	9	9	6					
		TOTAL ATTENDANCE (LINES 12, 15, 20, 23, 26, 29, 31)		16	14	29	42	23	17					
PERCENT ATTENDANCE MIA (LINE 31 / LINE 16)		17	22	34	39	20	27							
ABSENCE	Number LDS not attending one of these MIA's this month	SCOUT	21	17	0	14	20	3						
		EXPLORER	14	0	0	3	12	5						
		ENSIGN	15	15	26	4	20	10						
		M MAN	30	20	34	30	32	34						
		TOTAL	31	52	60	51	64	58						
ACTIVITY	DANCE	SCOUT	16	1	1	0	2	0						
		EXPLORER	29	1	40	0	35	0						
		ENSIGN	40	0	0	0	0	0						
		M MAN	41	0	0	0	0	0						
		OTHER	42	0	0	8	1	1						
		MUSIC	SCOUT	44	0	0	0	0	2					
			EXPLORER	44	0	0	0	4	3					
			ENSIGN	45	2	0	0	0	2					
		SPEECH	SCOUT	46	2	0	0	0	2					
			EXPLORER	47	2	0	0	0	0					
			ENSIGN	47	0	0	0	0	0					
		ATHLETICS	BASKETBALL	48	0	0	0	0	0					
			VOLLEYBALL	49	0	0	0	0	0					
			OTHER	50	0	0	0	0	0					

YWMA Stake Board Average enrollment <u>8</u> Average attendance at MIA <u>7</u>		WADSWORTH - BRANCHES - DISTRICTS					TOTAL	PERCENTAGE	
<p>Whenever any change occurs in the State YWMA Board, the State Secretary should send to the general YW office, 14 E. 14th Street, San Francisco, Calif. 94101, immediately the name, address and title of the new member and position of new members and status of those being dropped. Also send a message of any district or branch MIA events which may take place. There are no charges attached to these monthly reports.</p> <p>Distinctions: While and First copies to State or District President for Mission of the District; Two copies returned to District President for the State and District; While copies to P.O. Districts sent to Mission District; YWMA copy to High Council of District for District and State YWMA; All copies sent to State Mission of District YWMA President, Congress to Regional Representative of the Twelve.</p>		ELIZABETH	MISSION	SACRAMENTO	SACRAMENTO	TORRENS			
ENROLLMENT	Total enrolled in YWMA	BELIEVE	1	15	17	17	8	20	
		MIA MIA	2	15	17	20	13	20	
		FAITH	3	15	17	21	84	25	
		TOTAL GIRLS PROGRAM (LINES 1, 2, 3)	4	45	35	54	67	45	245
		GLEAMER	5	1	5	10	41	20	140
		MUTUAL INTERESTS	6	1	5	10	0	10	44
		OFFICERS AND LEADERS	7	15	17	12	150	12	55
		TOTAL YWMA LINES 4-7 ABOVE	8	69	103	92	123	97	484
		TOTAL MEMBERS INCLUDED IN THE AYM	9	3	0	0	25	0	5
ATTENDANCE	Average attendance of Young Women at MIA	BELIEVE	10	4	9	12	3	30	
		MIA MIA	11	1	2	7	2	18	
		FAITH	12	2	2	6	1	14	
		TOTAL GIRLS PROGRAM (LINES 10, 11, 12)	13	7	13	25	17	6	68
		GLEAMER	14	0	3	7	3	1	18
		MUTUAL INTERESTS	15	0	0	0	0	2	2
		OFFICERS AND LEADERS	16	5	7	10	9	7	38
		VISITORS	17	1	0	1	0	0	2
		TOTAL YWMA LINES 13-17	18	13	23	43	31	18	128
		% ATTENDANCE IN LINE 18 - LINE 9	19	19	23	47	25	19	27
ATTENDANCE	Average attendance at Sacramento Meeting	BELIEVE	20	2	9	10	7	30	
		MIA MIA	21	1	3	7	3	20	
		FAITH	22	2	2	5	5	16	
		TOTAL GIRLS PROGRAM (See Reverse Side)	23	5	14	22	18	7	66
ATTENDANCE	Average attendance at Sunday School	BELIEVE	24	2	10	10	8	33	
		MIA MIA	25	1	3	7	6	21	
		FAITH	26	3	2	7	6	19	
		TOTAL GIRLS PROGRAM (See Reverse Side)	27	6	15	24	20	8	73
ATTENDANCE	Attendance at MIA, Sacramento of Sunday School Meeting (See Reverse Side)	BELIEVE	28	8	3	11	8	38	
		MIA MIA	29	13	5	8	14	48	
		FAITH	30	13	10	5	20	20	
		TOTAL GIRLS PROGRAM (See Reverse Side)	31	34	18	24	42	35	134
ACTIVITY	NUMBER OF PARTICIPANTS IN ACTIVITIES	DANCE	14	0	0	1	1	1	2
		DRAMA	15	0	0	1	1	1	4
		MUSIC	16	0	0	0	0	0	0
		SPORTS	17	0	0	0	0	0	0
		CAMP	18	0	0	0	0	0	0
		TOTAL YW PARTICIPANTS	19	0	0	0	0	0	0
		TOTAL YW PARTICIPANTS	20	0	0	0	0	0	0
		TOTAL YW PARTICIPANTS	21	0	0	0	0	0	0
		TOTAL YW PARTICIPANTS	22	0	0	0	0	0	0
		TOTAL YW PARTICIPANTS	23	0	0	0	0	0	0
TOTAL YW PARTICIPANTS	24	0	0	0	0	0	0		

STAKE, DISTRICT, AND MISSION REPORT

Stake, District, or Mission
Unit Number
Month and Year
Page

Distribution:
 White — Office of the Presiding Bishopric
 Canary — Regional Representative
 of the Twelve
 Blue — File copy

WARDS, BRANCHES, DISTRICTS

GENERAL

		STAKE TOTALS																					
		No.	%	No.	%	No.	%	No.	%	No.	%	No.	%	No.	%	No.	%	No.	%	No.	%	No.	%
Members of record																							
Families																							
Unbaptized members of record 9 to 21 ³																							
Average sacrament meeting attendance ⁴																							
Families visited by home teachers																							
Families holding family home evening regularly																							
Fast Offering	Total received this month																						
	Per capita this month																						
	Per capita year-to-date*																						
Welfare	Persons assisted year-to-date*																						
	Persons assisted this month																						
	Persons assisted this month who worked for assistance																						
	Persons placed in gainful employment (Year-to-date)*																						
Missionary	Members on full-time missions																						
	Single men 19 to 26 who have not served a full-time mission																						
Service-men	Members serving in the armed services																						
Members Married Year-to-Date*	Total																						
	For eternity																						
	To nonmembers																						
Youth ordained to Melchizedek Priesthood year-to-date																							
Prospective Elders ordained to Melchizedek Priesthood year-to-date																							

ADULT

		STAKE TOTALS																					
		No.	%	No.	%	No.	%	No.	%	No.	%	No.	%	No.	%	No.	%	No.	%	No.	%		
Priesthood Course TD	Grad. Basic Course (YTD)*																						
	Goal selection visits this month																						
	Atten. 1. miss. v. this month																						

* Year-to-date (YTD) figures should be computed from September 1 through August 31.

STAKE, DISTRICT, AND MISSION REPORT (continued)

Stake, District, or Mission

Month and Year

Page 2

WARDS, BRANCHES, DISTRICTS

Unit Number	STAKE TOTALS	No.		%		No.		%		No.		%		No.		%		No.		%		No.		%	
		No.	%	No.	%	No.	%	No.	%	No.	%	No.	%	No.	%	No.	%	No.	%	No.	%	No.	%		
ADULT (Continued)	High Priests	21																							
	Avg. priesthood attendance	22																							
	Avg. sacrament mtg. attendance	23																							
	Avg. Sunday School attendance	24																							
	Not attending any meeting	25																							
Seventies	Seventies	26																							
	Avg. priesthood attendance	27																							
	Avg. sacrament mtg. attendance	28																							
	Avg. Sunday School attendance	29																							
	Not attending any meeting	30																							
Elders	Elders	31																							
	Avg. priesthood attendance	32																							
	Avg. sacrament mtg. attendance	33																							
	Avg. Sunday School attendance	34																							
	Not attending any meeting	35																							
Prospective Elders	Prospective Elders	36																							
	Avg. priesthood attendance	37																							
	Avg. sacrament mtg. attendance	38																							
	Avg. Sunday School attendance	39																							
	Not attending any meeting	40																							
Institute	Males enrolled	41																							
	Females enrolled	42																							
Singles 18 and Over	Males 18 and over	43																							
	Not attending any mtg.	44																							
	Females 18 and over	45																							
	Not attending any mtg.	46																							
Relief Society Members	Females 18 and over and married under 18	47																							
	Avg. Relief Society attendance	48																							
	Avg. sacrament mtg. attendance	49																							
	Avg. Sunday School attendance	50																							
	Not attending any meeting	51																							
Sunday School	Enrolled	52																							
	Average attendance	53																							

	The Year-to-Month Date*	The Year-to-Month Date*	The Year-to-Month Date*	The Year-to-Month Date*	The Year-to-Month Date*	The Year-to-Month Date*	The Year-to-Month Date*	The Year-to-Month Date*	The Year-to-Month Date*	The Year-to-Month Date*	The Year-to-Month Date*	The Year-to-Month Date*	The Year-to-Month Date*	The Year-to-Month Date*	The Year-to-Month Date*	The Year-to-Month Date*	The Year-to-Month Date*	The Year-to-Month Date*	The Year-to-Month Date*	The Year-to-Month Date*	The Year-to-Month Date*	The Year-to-Month Date*	The Year-to-Month Date*	The Year-to-Month Date*
Converts baptized (21 and over)	54																							
Converts baptized (8 to 21)	55																							
Total convert baptisms	56																							
Number of families baptized	57																							
Those 7 years and under who became children of record whose parents joined	58																							

*Year-to-date (YTD) figures should be computed from September 1 through August 31.

FD-1274 (8-73) Printed in USA by GPO: 1974 O-754-624

STAKE, DISTRICT, AND MISSION REPORT (continued)

Stake, District, or Mission

Month and Year

WARDS, BRANCHES, DISTRICTS

Unit Number		STAKE TOTALS																					
		No.	%	No.	%	No.	%	No.	%	No.	%	No.	%	No.	%	No.	%	No.	%	No.	%		
YOUTH	Young Men																						
	Enrolled	70																					
	Average Attendance	Priesthood meeting	71																				
		Sacrament meeting	72																				
		Sunday School	73																				
		Aaronic Priesthood MIA	74																				
	Eligible for seminary	75																					
	Enrolled in seminary	76																					
	Not ordained at appropriate age	77																					
	Not attending any meeting	78																					
Interviewed by bishop (YTD)*	79																						

Young Women		STAKE TOTALS																				
		No.	%	No.	%	No.	%	No.	%	No.	%	No.	%	No.	%	No.	%	No.	%	No.	%	
Enrolled	80																					
Average Attendance	Sacrament meeting	81																				
	Sunday School	82																				
	Aaronic Priesthood MIA	83																				
Eligible for seminary	84																					
Enrolled in seminary	85																					
Not attending any meeting	86																					
Interviewed by bishop (YTD)*	87																					

CHILD		STAKE TOTALS																			
		No.	%	No.	%	No.	%	No.	%	No.	%	No.	%	No.	%	No.	%	No.	%	No.	%
Enrolled in Primary	88																				
Average Primary attendance	89																				
Enrolled in Sunday School	90																				
Average Sunday School attendance	91																				
Not attending any Primary or Sunday School meeting	92																				

*Year-to-date (YTD) figures should be computed from September 1 through August 31.

Signature of Stake, District, Mission President

Signature of Stake, District, Mission Clerk

WARD OR BRANCH REPORT

Ward or Branch		Unit Number	
GENERAL			
Members of record	No.	%	
Families assigned for home teaching			
Unbaptized members of record 9 to 21			
Average sacrament meeting attendance			
Families visited by home teachers			
Families holding family home evening regularly			
Fast Offering	Total received this month		
	Per capita this month		
	Per capita year to date*		
Welfare	Persons assisted year to date*		
	Persons assisted this month		
	Persons assisted this month who worked for assistance		
	Persons placed in gainful employment (Year to date)*		
Missionary	Members on full time missions		
	Single men 19 to 26 who have not served a full time mission		
Military	Members serving in the armed services		
Members Married Year-to-Date*	Total		
	For eternity		
	To nonmembers		
Youth ordained to Melchizedek Priesthood year-to-date			
Prospective Elders ordained to Melchizedek Priesthood year-to-date			

ADULT

Teacher Development	Grad. Basic Course (YTD)*		
	Goal selection visits this month		
	Total officers and teachers		
	Attend in service this month		

ADULT (Continued)

		No.	%
High Priests	High Priests	26	
	Avg. priesthood attendance	27	
	Avg. sacrament mtg. attendance	28	
	Avg. Sunday School attendance	29	
	Not attending any meeting	30	
Seventies	Seventies	31	
	Avg. priesthood attendance	32	
	Avg. sacrament mtg. attendance	33	
	Avg. Sunday School attendance	34	
	Not attending any meeting	35	
Elders	Elders	36	
	Avg. priesthood attendance	37	
	Avg. sacrament mtg. attendance	38	
	Avg. Sunday School attendance	39	
	Not attending any meeting	40	
Prospective Elders	Prospective Elders	41	
	Avg. priesthood attendance	42	
	Avg. sacrament mtg. attendance	43	
	Avg. Sunday School attendance	44	
	Not attending any meeting	45	
Institute	Males enrolled	46	
	Females enrolled	47	
Singles 18 and Over	Males 18 and over	48	
	Not attending any mtg.	49	
	Females 18 and over	50	
	Not attending any mtg.	51	
Relief Society Members	Females 18 and over and married under 18	52	
	Avg. Relief Society attendance	53	
	Avg. sacrament mtg. attendance	54	
	Avg. Sunday School attendance	55	
	Not attending any meeting	56	
	Visits to members by visiting teachers	57	
	Compassionate service	58	
Sunday School	Enrolled (incl. youth, adult)	59	
	Average attendance	60	

Converts	Converts baptized (21 and over)	61	
	Converts baptized (18 to 21)	62	
	Total convert baptisms	63	
	Number of families baptized	64	
	Those 7 years and under who became children of record (when parents joined)	65	

YOUTH Young Men

		Ages 12-13		Ages 14-15		Ages 16-17		Total	
		No.	%	No.	%	No.	%	No.	%
Average Attendance	Enrolled	66							
	Priesthood meeting	67							
	Sacrament meeting	68							
	Sunday School	69							
	Aaronic Priesthood MIA	70							
	Eligible for seminary	71							
	Enrolled in seminary	72							
Not attending any meeting	73								
Not ordained at appropriate age	74								
Interviewed by Bishop (YTD)*	75								

		Ages 12-13		Ages 14-15		Ages 16-17		Total	
		No.	%	No.	%	No.	%	No.	%
Average Attend.	Enrolled	76							
	Sacrament meeting	77							
	Sunday School	78							
	Aaronic Priesthood MIA	79							
	Eligible for seminary	80							
	Enrolled in seminary	81							
	Not attending any meeting	82							
Interviewed by Bishop (YTD)*	83								

CHILD

	No.	%
Total enrolled in Primary	84	
Average Primary attendance	85	
Not attending any Primary meeting	86	
Total enrolled in Sunday School	87	
Average Sunday School attendance	88	
Not attending any Sunday School meeting	89	

*Year-to-date (YTD) figures should be computed from September 1 through August 31.

Signature of the Bishop, Branch President

Signature of Ward, Branch Clerk

Distribution:
 White - Stake President
 Canary - Bishop, Branch President
 Blue - Ward, Branch Clerk

Printed in U.S.A. PSI's 2210 2-74

ORGANIZATION ACTIVITY SUMMARY

Fill in appropriate items on both sides

ADULT

1 MELCHIZEDEK PRIESTHOOD

		No.	%
a	Families assigned for home teaching		
b	Families in line a visited by home teachers		
c	Families in line a evaluated during priesthood interview		
d	Families in line a holding family home evening regularly		
e	Single males 18 and over		
f	Single males 18 and over not attending any meeting		
g	Enrolled in institute		
Priesthood Quorums or Groups	h	Enrolled (quorum members only)	
	i	Average priesthood meeting attendance	
	j	Average Sacrament meeting attendance	
	k	Average Sunday School attendance	
l	Not attending any meeting		
Military	m	Members serving in armed forces	
Temple Work	n	Endowments performed this month	
	o	Names cleared for ordinance work year-to-date*	

Prospective Elders	
No.	%

		This month	Year to date*
Converts	p	No. of adult converts baptized (21 and older)	
	q	Number of youth converts baptized (8 to 21)	
	r	Total convert baptisms	
	s	Number of families baptized	
t	Those 7 years and under who became children of record when parents joined		

2 AUXILIARIES

		No.	%	
LDS Relief Society Members	a	Females 18 and over and married under 18		
	b	Average Relief Society attendance		
	c	Average Sacrament meeting attendance		
	d	Average Sunday School attendance		
	e	Not attending any meeting		
	f	Total visits to members by visiting teachers		
	g	Compassionate service		
	h	Single females 18 and over		
	i	Single females 18 and over not attend. any meet.		
j	Enrolled in institute			
Sunday School	k	Total enrolled (child, youth, adult)		
	l	Average attendance		

3 TEACHER DEVELOPMENT

Inservice	a	Goal selection visits this month		
	b	Total officers and teachers		
	c	Attending inservice this month		

Priesthood or Auxiliary Organization

Ward or Branch

Month and Year

YOUTH

		Ages 12-13		Ages 14-15		Ages 16-17	
		No.	%	No.	%	No.	%
Average Attendance	a	Enrolled					
	b	Priesthood meeting					
	c	Sacrament meeting					
	d	Sunday School					
	e	Auronic Priesthood MIA					
f	Eligible for seminary						
g	Enrolled in seminary						
h	Not attending any meetings this month, including seminary						
i	Not priests						
j	Not teachers						
k	Not deacons						
l	Interviewed by bishop year-to-date*						

CHILD

		Primary			Sunday School		
		No. enrolled	Avg attend	%	No. enrolled	Avg attend	%
a	11 yr. old boys						
b	11 yr. old girls						
c	10 yr. old boys						
d	10 yr. old girls						
e	9 yr. olds						
f	8 yr. olds						
g	7 yr. olds						
h	6 yr. olds						
i	5 yr. olds						
j	4 yr. olds						
k	3 yr. olds						
l	Total						
		No.	%		No.	%	
m	Not attending						

* Year-to-date (YTD) figures should be computed from September 1 through August 31.

Signature of President or Group Leader

Signature of Organization Secretary

Printed in U.S.A. (PSC) 2118 2-74

FORMAL REPORTING SYSTEMS OF THE CHURCH OF
JESUS CHRIST OF LATTER-DAY

SAINTS, 1830-1975

Dennis H. Smith

Department of Church History and Doctrine

M.A. Degree, August 1975

ABSTRACT

Since its organization, the Church has kept records of its members and their Church activity. The foremost means of gathering this data has been printed report forms. This thesis traces the history of formal reports used by the Church and emphasizes information on membership and vital data as well as activity in Priesthood and auxiliary organizations. Financial reports of organizations and individual persons, as well as personalized confidential reports and minutes of meetings were not used. The thesis analyzes the type of information called for rather than the statistical figures themselves.

There have been four major shifts of emphasis in Church formal reporting systems. The earliest forms emphasized the number of ordinances performed and persons enrolled. Then around the turn of the Twentieth Century, the reports stressed attendance as well as the status of organizations. In the period around 1940, some annual and quarterly reports were replaced by monthly reports which zeroed in on individual wards and not just stake totals. The last shift came in the mid-1960's with the forms stressing the correlated activity of the individual Church member and not organization mechanics.

COMMITTEE APPROVAL:


Richard O. Cowan, Committee Chairman


Melvin J. Petersen, Committee Member


Larry C. Porter, Department Chairman